



# Let's Make Some Lime Juice!

**Author:** Nandini Bajpai

**Illustrator:** Niloufer Wadia





After school, we play under the peepal tree. Langri-taang, poshampa, ankh-micholi, stapu, oonch-neeche, pithoo, eye-spy and more.



Near the tree is Raju Uncle's chai shop. When it is very hot, he leaves a jug of lime juice and glasses for us.





How do we divide the lime juice equally among the eight of us?

Aman has a piece of string in his pocket. We cut it so it is the same length as the drink inside the jug.






We fold the string into two. Then we fold the doubled string two more times. Now we have eight equal parts.

We keep the folded string against the jug and mark equal sections on the jug.





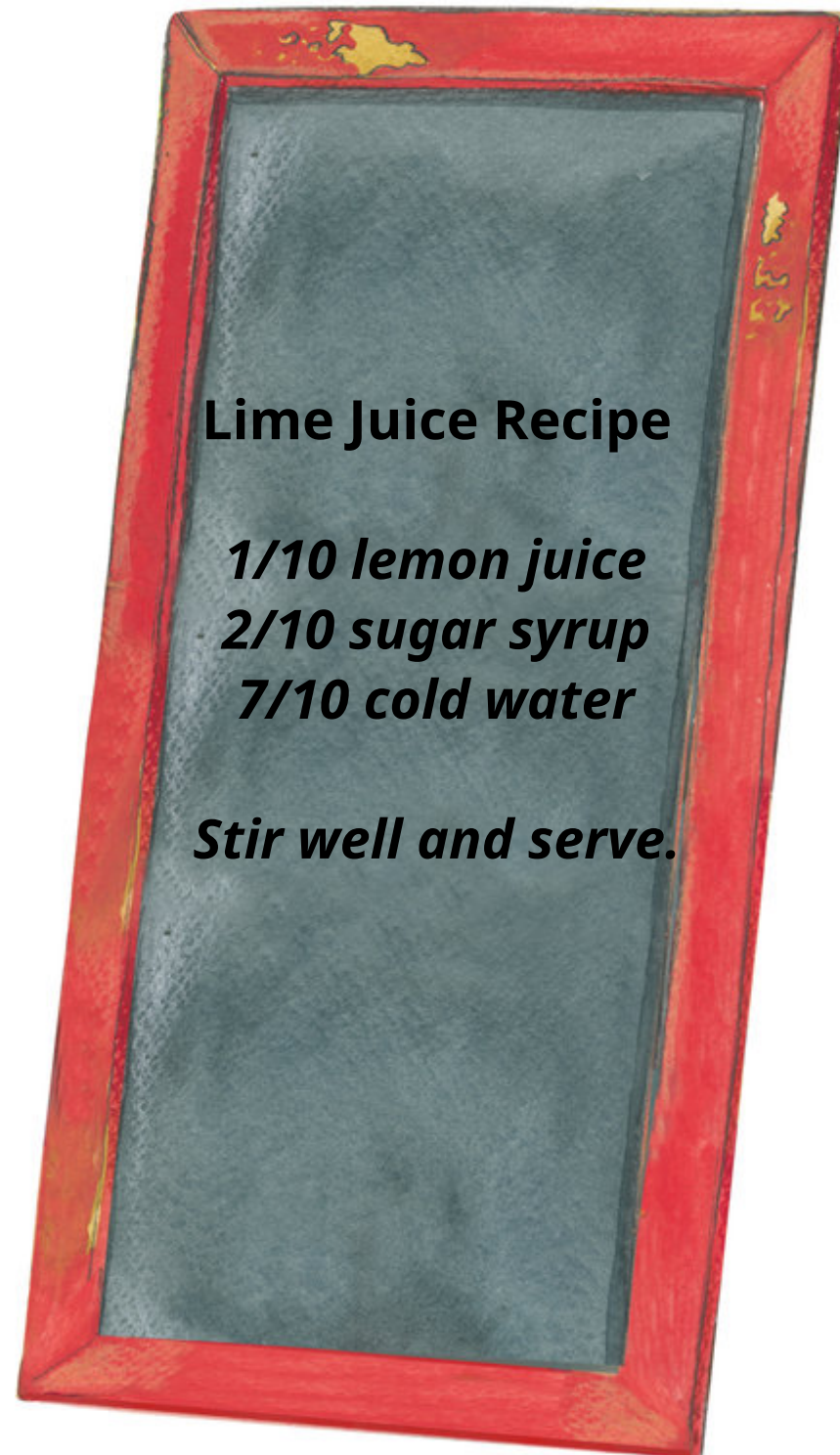
Manu and Sara lift the jug together and pour the lime juice carefully into glasses.



It is delicious, and we want some more. "You can make some," Raju Uncle says.

"The recipe is on the board."





## **Lime Juice Recipe**

***1/10 lemon juice***

***2/10 sugar syrup***


***7/10 cold water***

***Stir well and serve.***





We have water, sugar syrup and lime juice, but we don't know how to measure things out of ten.



Guria says, "We have eight sections marked. Let's mark two more and we will have ten sections."

Alok pours the lime juice till the first mark. I pour two portions of sugar syrup so that the mixture goes up to the third mark. Manu pours the cold water till the 10th mark.









We pour out eight glasses of lime juice. We have some juice left. We pour it into a big glass for Raju Uncle.



“Shabash!” says Raju Uncle. “This is the best lime juice I have tasted. But it will taste even better with some hot pakoras.”

“Hooray! Thank you, Raju Uncle!”





## Activity

Quarter.

Half.

Three-fourths.

Full.


Do you use these words sometimes?





Take one whole lemon and get an adult to cut it into 8 equal parts. Do be careful with the knife. Each piece makes up one part of the whole. Each piece is also called a fraction. Now try to put the pieces back so that you get half a lemon.

***How many pieces do you get?***




Give your friend three-fourths of a lemon.

***How many pieces does she get?***

Let us say your brother wants half a lemon.

***How many pieces make a half?***



*One part of eight =  $\frac{1}{8}$*



### Story Attribution:

This story: Let's Make Some Lime Juice! is written by [Nandini Bajpai](#). © Pratham Books, 2018. Some rights reserved. Released under CC BY 4.0 license.

### Other Credits:

'Let's Make Some Lime Juice!' has been published on StoryWeaver by Pratham Books. The development of this book has been supported by CISCO.  
www.prathambooks.org Guest Editor: Sudeshna Shome Ghosh

### Images Attributions:

Cover page: [Children playing behind a large jug of lime juice](#) by [Niloufer Wadia](#) © Pratham Books, 2018. Some rights reserved. Released under CC BY 4.0 license. Page 2: [Children playing hide and seek](#), by [Niloufer Wadia](#) © Pratham Books, 2018. Some rights reserved. Released under CC BY 4.0 license. Page 3: [Chair with lime juice](#), by [Niloufer Wadia](#) © Pratham Books, 2018. Some rights reserved. Released under CC BY 4.0 license. Page 4: [Children playing with string](#), by [Niloufer Wadia](#) © Pratham Books, 2018. Some rights reserved. Released under CC BY 4.0 license. Page 5: [Children measuring](#), by [Niloufer Wadia](#) © Pratham Books, 2018. Some rights reserved. Released under CC BY 4.0 license. Page 6: [Children drinking juice](#), by [Niloufer Wadia](#) © Pratham Books, 2018. Some rights reserved. Released under CC BY 4.0 license. Page 7: [Man pouring tea](#), by [Niloufer Wadia](#) © Pratham Books, 2018. Some rights reserved. Released under CC BY 4.0 license. Page 8: [A blackboard](#), by [Niloufer Wadia](#) © Pratham Books, 2018. Some rights reserved. Released under CC BY 4.0 license. Page 9: [A girl and children looking at a board](#) by [Niloufer Wadia](#) © Pratham Books, 2018. Some rights reserved. Released under CC BY 4.0 license. Page 10: [Boy and girl counting](#), by [Niloufer Wadia](#) © Pratham Books, 2018. Some rights reserved. Released under CC BY 4.0 license. Page 11: [Children making lime juice](#), by [Niloufer Wadia](#) © Pratham Books, 2018. Some rights reserved. Released under CC BY 4.0 license.

Disclaimer: [https://www.storyweaver.org.in/terms\\_and\\_conditions](https://www.storyweaver.org.in/terms_and_conditions)



Some rights reserved. This book is CC-BY-4.0 licensed. You can copy, modify, distribute and perform the work, even for commercial purposes, all without asking permission. For full terms of use and attribution, <http://creativecommons.org/licenses/by/4.0/>


 A Corporate Social Responsibility Initiative

The development of this book has been supported by CISCO.  
[www.prathambooks.org](http://www.prathambooks.org)

### Images Attributions:

Page 12: [Man with bondas and juice](#) by [Niloufer Wadia](#) © Pratham Books, 2018. Some rights reserved. Released under CC BY 4.0 license. Page 13: [A bunch of happy children](#), by [Niloufer Wadia](#) © Pratham Books, 2018. Some rights reserved. Released under CC BY 4.0 license. Page 14: [A man and some children](#), by [Niloufer Wadia](#) © Pratham Books, 2018. Some rights reserved. Released under CC BY 4.0 license. Page 15: [Lime wedges](#), by [Niloufer Wadia](#) © Pratham Books, 2018. Some rights reserved. Released under CC BY 4.0 license. Page 16: [Slices of lemon](#), by [Niloufer Wadia](#) © Pratham Books, 2018. Some rights reserved. Released under CC BY 4.0 license.

Disclaimer: [https://www.storyweaver.org.in/terms\\_and\\_conditions](https://www.storyweaver.org.in/terms_and_conditions)



Some rights reserved. This book is CC-BY-4.0 licensed. You can copy, modify, distribute and perform the work, even for commercial purposes, all without asking permission. For full terms of use and attribution, <http://creativecommons.org/licenses/by/4.0/>

 A Corporate Social Responsibility Initiative

The development of this book has been supported by CISCO.  
[www.prathambooks.org](http://www.prathambooks.org)



# Let's Make Some Lime Juice!

(English)

Eight children are playing in the hot sun. They want to make a jug of lime juice from the recipe Raju Uncle gives them. How do they measure out the ingredients? How do they divide the drink equally? The concept of fractions is introduced using a yummy recipe!

This is a Level 2 book for children who recognize familiar words and can read new words with help.



Pratham Books goes digital to weave a whole new chapter in the realm of multilingual children's stories. Knitting together children, authors, illustrators and publishers. Folding in teachers, and translators. To create a rich fabric of openly licensed multilingual stories for the children of India and the world. Our unique online platform, StoryWeaver, is a playground where children, parents, teachers and librarians can get creative. Come, start weaving today, and help us get a book in every child's hand!