

# Which Dog Do You Want?

From the FKB Learn Sight Words Series



free kids  
Books

Learn Sight Words

# Which Dog Do You Want?

Learn Sight Words Series

Published by Red Sky Ventures

Created by Danielle Bruckert © Dec 2019

This work is licensed under the  
**Creative Commons Attribution-NonCommercial-ShareAlike License.**  
<http://creativecommons.org/licenses/by-nc/3.0/>

This text is free for non-commercial distribution and use.  
No part of this text may be reproduced for commercial use  
without express permission of the author.

Any use of this material must be attributed to:  
Danielle Bruckert – <http://www.freekidsbooks.org>

Contact the CREATORS at:  
[danielle@redskyventures.org](mailto:danielle@redskyventures.org)

More books like this one are available at  
<http://www.freekidsbooks.org>







**Big dog**



**Small dog.**



Two dogs.





**Sad dog.**



**Happy dog.**



**Dog and cat.**





**Cute dog.**



**Cold dog.**



**Very cold dog.**





Sled dog.



**Sleepy dog.**



**Warm dog.**





**Hungry dog.**



**Working dog.**



**Which dog do  
you want?**



## Words in this book

big

cat

cold

cute

dog

dogs

happy

hungry

sad

sled

sleepy

small

two

very

warm

working

## ACTIVITIES

### Make a no-sew sock dog.

Needed: 2x socks, felt, buttons or beads, marker pen, rice or stuffing.

Fill the sock loosely with stuffing or rice.

Use a different colour sock or scrap of fabric to tie around the neck to make the scarf and head. Note, the heel should make the nose.

Shape and tie the hands and feet using string or rubber bands and cut and tie the top of the sock.

Decorate with buttons for eyes and nose.

Glue on ears or shape them from the top of the sock.

Cut hat from the tip and vest from the keg of of another sock and fit.

You now have a sock puppy of your very own!

( -: Give him/her a name :-)

*Note: see full instructions online at*

*<https://www.daniellesplace.com/html/SockCraftsforKids.html>*

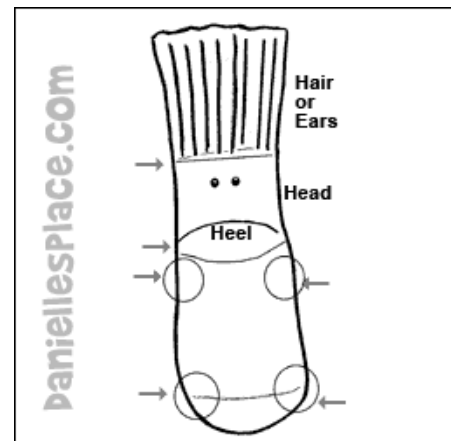
### Visit an animal shelter

Visit a dog shelter or animal rescue organisation.

This can be done as a class trip or as a family outing for the weekend.

Contact the animal shelter in advance and ask them if you can collect dog food or other items for the animals.

Organise a fund raising event for the shelter, for example a cake sale. (This activity suits involving older siblings).



These images were provided courtesy of <https://www.daniellesplace.com> full instructions and more crafts can be found on their website

## ACTIVITIES

Make a dog sock puppet.

Needed:

1 x Sock

Felt

Buttons or eyes

String or fur

Glue

Cardboard (eg from an old box)

Red paint or red marker pen.

Cut the card in an oval shape, fold in half and colour one side red.

Glue the card inside the tow of the sock to form the mouth and leave to dry.

Glue on the tongue, eyes, ears, nose, and hair as desired to make your dog look unique.

(for example ears can be upright, or drooping, eyes may be felt, buttons, beads or toy eyes, etc.)

You now have a sock puppet of your very own!

( -: Give him/her a name :-)





Sock dog and  
dog sock puppet  
Were provided  
courtesy of

<https://www.daniellesplace.com>



Other books in the Learn Sight Words Series:  
Available at  
<http://www.freekidsbooks.org>



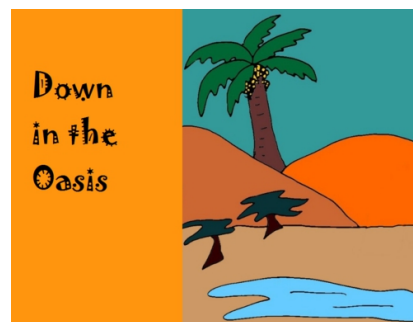


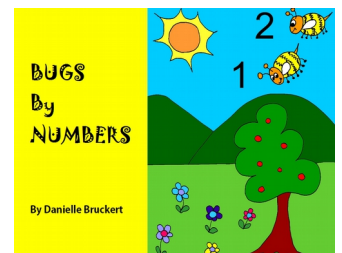


To contact the author about these books or about the Free Kids Books website, write to [danielle@redskyventures.org](mailto:danielle@redskyventures.org)

More books like this one  
are available at:  
<http://www.freekidsbooks.org>



## MORE BOOKS!

Other books available by the author:



# Want to find more great books like this one?



<https://www.freekidsbooks.org>

Simply great free books -

Preschool, early grades, picture books, learning to read,  
early chapter books, middle grade, young adult,

Pratham, Book Dash, Mustardseed, Open Equal Free, and many more!

***Always Free – Always will be!***

**Legal Note:** This book is in CREATIVE COMMONS - Awesome!! That means you can share, reuse it, and in some cases republish it, but only in accordance with the terms of the applicable license (not all CCs are equal!), attribution must be provided, and any resulting work must be released in the same manner.

Please reach out and contact us if you want more information, about this <https://www.freekidsbooks.org/about>

Image Attribution: Annika Brandow, from You! Yes You! CC-BY-SA