


Busy Bee's Flower Friends

Nichola Hawkins



Busy Bee's Flower Friends
© Nichola Hawkins, 2006
Printed by lulu.com



The WILD FLOWER SOCIETY

Registered Charity Number 271694

The Wild Flower Society is the only national society created specifically for amateur botanists and wild flower lovers in the UK.

It aims to promote knowledge of, and enthusiasm for, the British flora and its conservation among the general public and in particular among young people.

For more information, write to:

The Wild Flower Society, 82A High Street, Sawston, Cambridge CB2 4HJ

Busy Bee is very busy.
She has to visit lots of flowers to get nectar and
pollen so that she can make honey.
Can you help her to find all the flowers?



First, she goes to see a poppy.

The poppy has four red petals.

“Hello, Poppy,” says Busy Bee. “Please may I have some nectar to drink, and some pollen to make into honey?”

“Why, of course you can,” the poppy replies.

“Thank you,” says Busy Bee. “Can I do anything to help you in return?”



“Yes please,” says the poppy. “I need you to carry some of the pollen to another poppy flower.”

“Why is that?” asks Busy Bee.


“Pollen is special flower dust,” the poppy explains. “Each flower needs pollen from another flower of the same kind so that it can make seeds.”

“I see,” says Busy Bee. “I shall find another poppy right away!” And with that, Busy Bee buzzes off to find another poppy.



Poppies have four red petals.
Which flower is a poppy?





“Hello, poppy,” says Busy Bee. “I have some pollen for you.”

“Thank you very much,” says the poppy. “Would you like some nectar?”

“Yes please,” says Busy Bee, and she drinks the nectar.

The poppy takes some pollen. “Now I can make my seeds, and next year those seeds will grow into more poppy flowers.”



Next, Busy Bee visits a Daisy. Daisies have more than ten white petals, and a yellow centre.

“Hello, Daisy,” says Busy Bee. “Please may I take some pollen and nectar?”

“You may,” says the daisy, “but you must promise to take some of the pollen to another daisy.


“I promise I will,” says Busy Bee, and with that, Busy Bee buzzes off to find another daisy.



Daisies have more than ten white petals, and a yellow centre.

Which flower is a daisy?





“Hello Daisy,” says Busy Bee. “I have some pollen for you.”

“Thank you,” says the daisy. “Now I can make some seeds. Would you like some of my pollen to make into honey?”

“Yes please,” says Busy Bee. “Thank you very much.”




Next, Busy Bee visits a daffodil.

Daffodils have six yellow petals.


“Hello, Daffodil,” says Busy Bee. “Do you have any pollen for me to carry to another daffodil?”


“Yes, I do,” says the daffodil, “and there is some spare for you to make into honey.”

“Thank you,” says Busy Bee, and with that, Busy Bee buzzes off to find another daffodil.



Daffodils have six yellow petals,
Which flower is a daffodil?





“Hello daffodil,” says Busy Bee. “I have some pollen for you.”

“Thank you,” says the daffodil. “You can take some of my pollen too.”

“Thank you,” says Busy Bee.



Next, Busy Bee visits a mallow flower.
Mallow flowers have five purple petals.

“Hallo, mallow,” says Busy Bee.

“Hello, Busy Bee,” says the mallow. “Would you like some pollen and nectar?”

“Yes please,” says Busy Bee, “and I will take some of your pollen to another mallow flower.”


“Thank you,” says the mallow flower.

“You’re welcome,” says Busy Bee, and with that, Busy Bee buzzes off to find another mallow flower.



Mallow flowers have five purple petals.
Which flower is a mallow?





“Hello mallow,” says Busy Bee. “I have some pollen for you.”

“Thank you very much,” says the mallow. “Now I can make my seeds.”




Next, Busy Bee visits a bluebell.

Bluebells have six blue petals, made into a bell shape.

“Hello bluebell,” says Busy Bee. “Do you have some pollen?”


“Here you go,” says the bluebell. “Take some to another bluebell and there will be some left over to make into honey.”

“Thank you,” says Busy Bee, and with that Busy Bee buzzes off to find another bluebell.




Bluebells have six blue petals, made into a bell shape.
Which flower is a bluebell?





“Hello, bluebell,” says Busy Bee. “I have some pollen for you.”
“Thank you,” says the bluebell. “You can have some of mine too.”
“Thank you very much,” says Busy Bee.



Next, Busy Bee visits a speedwell. Speedwells have four blue petals.

“Hello, speedwell,” says Busy Bee.

“Hello, Busy Bee,” says the speedwell. “Have you come to collect my pollen?”


“Yes please,” says Busy Bee, “and I will take some to another speedwell flower for you.”

The speedwell gives Busy Bee some pollen. “Thank you,” says Busy Bee, and with that, Busy Bee buzzes off to find another speedwell.



Speedwells have four blue petals.
Which flower is a speedwell?





“Hello, speedwell,” says Busy Bee. “Here’s some pollen.”
“Thank you,” says the speedwell. “Now I can make my seeds
so there will be more speedwells next year.”



Next, Busy Bee visits a buttercup. Buttercups have five yellow petals.

“Hello, buttercup,” says Busy Bee.

“Hello, Busy Bee,” says the buttercup. “Would you like some nectar to drink?”


“Yes please,” says Busy Bee. “Would you like me to carry some pollen to another buttercup?”


“Yes please,” says the buttercup.

“No problem,” says Busy Bee, and with that, Busy Bee buzzes off to find another buttercup.



Buttercups have five yellow petals.
Which flower is a buttercup?





“Hello, buttercup,” says Busy Bee.

“I’m not a buttercup!” says the flower. “I am a primrose.”

“But you have five yellow petals,” says Busy Bee.


“Yes,” says the primrose, “primroses have five petals too, but our petals are a different shape. Look, there’s a buttercup.”

“Oh, I’m sorry,” says Busy Bee, and with that, Busy Bee buzzes off to see the buttercup.



“Hello, buttercup,” says Busy Bee, “I have some pollen for you.
Sorry I’m late.”

“Don’t worry,” says the buttercup. “Thank you for coming.”



Then Busy Bee sees the grass.

“Hello grass,” says Busy Bee. “Do you have any flowers?”

“Yes I do,” the grass replies, “but they are green and brown, and very small.”

“If your flowers were bigger and brighter, I could see them more easily and visit you more often to carry your pollen,” Busy Bee suggests.

“No thank you,” says the grass. “The wind carries my pollen for me.”



Then Busy Bee visits a dandelion. Dandelions have more than ten yellow petals.


“Hello, Dandelion,” says Busy Bee. “How are you today?”


“Very well,” the dandelion replies. “I have lots of pollen for you.”

“Thank you,” says Busy Bee, “I will take some to another dandelion,” and with that, Busy Bee buzzes off to find another dandelion.




Dandelions have more than ten yellow petals.
Which flower is a dandelion?





“Hello, dandelion,” says Busy Bee. “Here is some pollen for you.”

“Thank you very much,” says the dandelion. “Now I can make my seeds. Look, that dandelion has already made seeds. Dandelion seeds make a dandelion clock.”



Busy Bee goes to the dandelion clock, and blows it as hard as she can.



One o'clock...



Two
o'clock...



Three o'clock...



Four o'clock...



Five o'clock! Time to go home for tea.



Next time you are in a field or garden, or at the park, see what flowers you can find.

You might see some of Busy Bee's flower friends.

You might even see Busy Bee herself, but don't disturb her: remember, she's very busy!



Notes for Grown-ups

1) This book. This book can initially be used for practicing numbers and colours, then hopefully later on, children will begin to learn the flowers by heart.

If the story is too long for the very young, miss out different flowers each time: this also ensures that they are learning the numbers, colours and flowers, and not just the order of flowers in the book. It is better to go through a few flowers properly, reading actively, naming colours and counting petals, than to skim through the whole book.

2) Activities. The next page contains a quiz activity, and a separate activity booklet will be available soon.

3) Outside. If you have access to a garden, a park or even some grass verges, you should be able to find some of these flowers, if only daisies and grass!

It is vital, of course, to impress upon children that **bees in real life do not make good playmates!** A bee sting is not pleasant, and can cause a dangerous allergic reaction, but it can probably be better avoided by showing bees a healthy respect (“Don’t disturb her: remember, she’s very busy!”) than by running and screaming in terror.

4) Taking things further. Look out for children’s events organised by your local nature reserves and wildlife groups.

The Wild Flower Society (details inside back cover) provides support for families, young people and adults to develop an interest in field botany.

But most importantly, get a good field guide book, go outside and open your eyes!

Happy flower-finding!

Match up Busy Bee's Flower Friends to their names.



- | | | | | |
|-----------|--------|-----------|-----------|----------|
| Dandelion | Mallow | Buttercup | Speedwell | Primrose |
| Daffodil | Poppy | Bluebell | Daisy | Grass |





This edition of this free ebook was
brought to you by -

<https://www.freekidsbooks.org>

Preschool, early grades, picture books, learning to read,
early chapter books, middle grade, young adult

Always Free – Always will be!

Copyright – Legal Notice

This book has a standard copyright. The permission to publish this FKB version has been provided by the author or publisher to <https://www.FreeKidsBooks.org>. The book may not be re-posted online without the author's express permission.