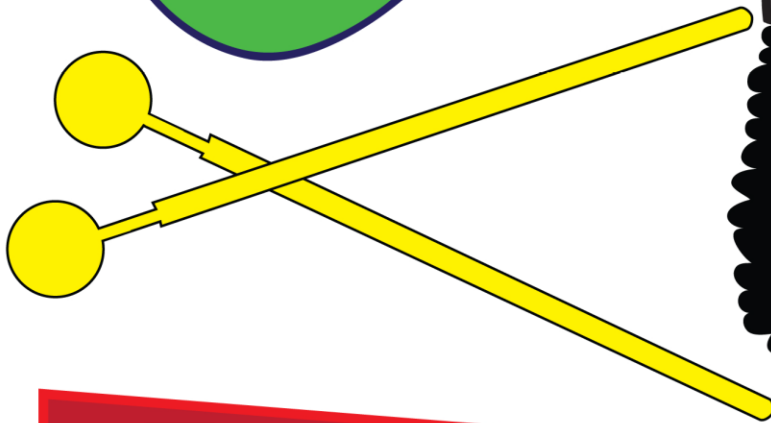
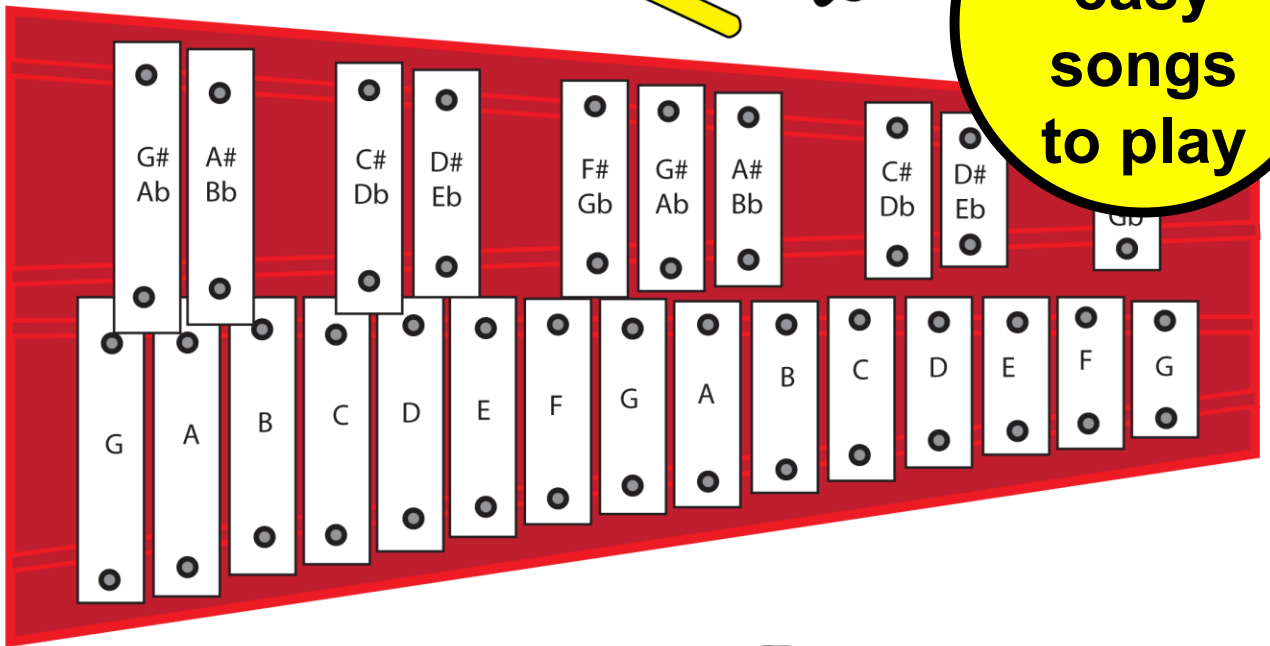


# THE



20  
easy  
songs  
to play



# GLOCKENSPIEL BOOK

## VOL 1

# **Contents**

<i>Notes on a glockenspiel</i>	<i>p.3</i>
<i>Amazing Grace</i>	<i>p.4</i>
<i>Coco Cola Went To Town</i>	<i>p.5</i>
<i>Eine Kleine Nachtmusik</i>	<i>p.6</i>
<i>First You Make Your Fingers Click</i>	<i>p.6</i>
<i>Greensleeves</i>	<i>p.7</i>
<i>Happy Birthday</i>	<i>p.8</i>
<i>Hi Lo Chickalo</i>	<i>p.8</i>
<i>I Don't Care If The Rain Comes Down</i>	<i>p.9</i>
<i>In Dulci Jubilo</i>	<i>p.10</i>
<i>Jingle Bells</i>	<i>p.11</i>
<i>Love Somebody (Yes I Do)</i>	<i>p.12</i>
<i>Ode To Joy</i>	<i>p.12</i>
<i>Mary Had A Little Lamb</i>	<i>p.13</i>
<i>Old McDonald's Farm</i>	<i>p.14</i>
<i>Portsmouth</i>	<i>p.15</i>
<i>Row Row Row Your Boat</i>	<i>p.15</i>
<i>She'll Be Comin' Round The Mountain</i>	<i>p.16/17</i>
<i>Swan Lake</i>	<i>p.18</i>
<i>The Gift To Be Simple</i>	<i>p.19</i>
<i>Twinkle Twinkle Little Star</i>	<i>p.20</i>

Welcome to the Kaptain Uke Glockenspiel Book. In this book I have chosen songs ideal for the 25 note chromatic glockenspiel. These are the kind you find in schools and at home. Some of the songs I have transposed to make sure the range of notes matches the instrument. If you go my website [www.kaptainuke.co.uk](http://www.kaptainuke.co.uk) you will be able to find MP3s of each of the songs.

To keep things simple I have only used sharps (#) as opposed to flats (b) and have labelled each note clearly.

The diagram illustrates the mapping of 25 musical notes to a 25-note chromatic glockenspiel keyboard. The notes are arranged in a single octave, starting from G and ending at G. The keyboard keys are arranged in two rows, with each key having two labels: a sharp and a flat. The keys are arranged in two rows: the top row has 12 keys (G#/Ab, A#/Bb, C#/Db, D#/Eb, F#/Gb, G#/Ab, A#/Bb, C#/Db, D#/Eb, F#/Gb) and the bottom row has 13 keys (G, A, B, C, D, E, F, G, A, B, C, D, E, F, G). Green lines connect the notes on the staff to the keys on the keyboard, showing the mapping of each note to its corresponding key.

# Amazing Grace

John Newton

D G B G B A G E D D

A - ma - zi - ing grace. How sweet the sound. That

6 A B G B A D D B D B D B

saved a wretch like me. I once was

11 G D E G G E D D G B G B A

lost. But now am found. Was blind but now I

16 G G

see.

Amazing grace! how sweet the sound,  
that saved a wretch like me!  
I once was lost but now am found,  
was blind but now I see.

'Twas grace that taught my heart to fear,  
and grace my fears relieved;  
how precious did that grace appear  
the hour I first believed!

The Lord has promised good to me,  
his word my hope secures;  
he will my shield and portion be  
as long as life endures.

Through many dangers, toils, and snares,  
I have already come;  
'tis grace hath brought me safe thus far,  
and grace will lead me home.


Yea, when this flesh and heart shall fail,  
And mortal life shall cease,  
I shall possess, within the veil,  
A life of joy and peace.

The world shall soon dissolve like snow,  
The sun refuse to shine;  
But God, who called me here below,  
Shall be forever mine.

When we've been there ten thousand years,  
bright shining as the sun,  
we've no less days to sing God's praise  
than when we'd first begun.

# Coca Cola Went to Town

Traditional clapping/campfire chant, all done in the key of B.



# Eine Kleine Nachtmusik

Wolfgang Amadeus Mozart

$\text{♩} = 140$

1 C G C G C G C E G F D F D F D B D G

5 C C E D C C B B D F B D C C E D C C B B D F B

9 C C C B A B C C E D C D E E G F E F G G A G F F F E E E

13 E D D C B A B C D E G A G F F F F E E E

17 E D D D C B A B C

## First You Make Your Fingers Click

C B C D E D C E D E F G

First you make your fin - gers CLICK. Then you STAMP your feet.

3 G G E G E D C G G C

Both hands SLAP your knees and CLAP on the beat.

# Greensleeves

Traditional

5/4

A C D E F E D B

5 G A B C A A G# A B G#

9 E A C D E F E D B

13 G A B C B A G# F# G# A

17 A G G F E D B

21 G A B C A A G# A B G#

25 E G G F E D B

29 G A B C B A G# F# G# A A

# Happy Birthday

Patty Hill and Mildred J. Hill

$\text{♩} = 90$

Ha - ppy birth - day to you. Ha - ppy birth - day to you.

5 Ha - ppy birth - day dear Name - here. Ha - ppy birth - day to you.

# Hi Lo Chickalo

Traditional

Hi lo chick - a - lo, Chick - a - lo, Chick - a - lo,

3 Hi lo chick - a - lo, Chick - a - lo hi.



# I Don't Care If The Rain Comes Down

Traditional

D D E E E F# E D F# F# F# G G A

I don't care if the rain comes down I'm go - nna dance all day.

3 D D E E E F# E D F# F# F# E E D

I don't care if the rain comes down I'm go - nna dance all day.

5 D A F# F# F# F# A D D D E E F#

Hey hey ca - rry me a - way I'm go - nna dance all day.

7 D A F# F# F# F# A F# F# F# E E D


Hey hey ca - rry me a - way I'm go - nna dance all day.

I don't care if the rain comes down, I'm gonna dance all day.  
 I don't care if the rain comes down, I'm gonna dance all day.  
 Hey, hey, carry me away. I'm gonna dance all day.  
 Hey, hey, carry me away. I'm gonna dance all day.

I don't care if the sun comes out, I'm gonna dance all day.  
 I don't care if it's cloudy now, I'm gonna dance all day.  
 I don't care if the wind blows hard, I'm gonna dance all day.  
 I don't care if it snows or hails, I'm gonna dance all day.  
 I don't care if a rainbow comes, I'm gonna dance all day.

# In Dulci Jubilo

Traditional



# Jingle Bells

James Lord Pierpoint

$\text{♩} = 120$

Dash - ing through the snow. On a one horse op - en sleigh. O' - er fields we go.

Laugh - ing all the way. Bells on bob tail ring. Ma - king spi - rits bright. What

fun it is to ride and sing a sleigh - ing song to night. Oh!

Jin - gle bells. Jin - gle bells. Jin - gle all the way. Oh what fun it is to ride in a

one horse op - en sleigh. Hey! Jin - gle bells. Jin - gle bells. Jin - gle all the way.

Oh what fun it is to ride in a one horse op - en sleigh.

# Love Somebody (Yes I Do)

Traditional (can also be sung to Skip to my Lou)

Love some - bo - dy yes I do. Love some - bo - dy

yes I do. Love some - bo - dy yes I do.

Hope some b - o - d - y loves me too.  
 Love some - bo - dy but I won't say who.  
 Love some - bo - dy and it's all of you.  
 Love some bo - dy and I - yi chose you.

# Ode to Joy

Ludwig Van Beethoven

B B C D D C B A G G A B B A A


B B C D D C B A G G A B A G G

A A B G A B C B G A B C B A G A D

B B C D D C B A G G A B A G G

# Mary Had A Little Lamb

Lyrics Mary Hale, tune Lowell Mason.



Mary had a little lamb, little lamb, little lamb.  
Mary had a little lamb, whose fleece was white as snow.

And everywhere that Mary went, Mary went, Mary went.  
And everywhere that Mary went, the lamb was sure to go.

It followed her to school one day, school one day, school one day.  
It followed her to school one day, which was against the rules.

It made the children laugh and play, laugh and play, laugh and play.  
It made the children laugh and play, to see a lamb at school.

And so the teacher turned it out, turned it out, turned it out.  
And so the teacher turned it out, but still it lingered near.



And waited patiently about, lee about, lee about.  
And waited patiently about, till Mary did appear.

"Why does the lamb love Mary so? Mary so? Mary so?"  
"Why does the lamb love Mary so?" the eager children cry.

"Why, Mary loves the lamb, you know, lamb, you know, lamb, you know."  
Why, Mary loves the lamb, you know," the teacher did reply.

# Old MacDonald's Farm

Traditional



# Portsmouth

Traditional

5

9

13

17

# Row Row Row Your Boat

Traditional

5

Row row row your boat gent - ly down the stream.

Me - ri - ly me - ri - ly me - ri - ly me - ri - ly life is but a dream.

# She'll Be Comin' Round the Mountain

Traditional

C D F F F F D C A C F F G

She'll be com - in' round the moun - tain when she comes. She'll be

4 A A A A C A G F G C C A A A A G F F F

com - in' round the moun-tain when she comes. She'll be come - in' round the moun-tain she'll be

7 D D D D G F E D C C C C A G D E F F

come - in' round the moun-tain she be come - in round the moun-tain when she comes.



## **She'll Be Comin' Round The Mountain**

She'll be coming round the mountain when she comes  
She'll be coming round the mountain when she comes  
Coming round the mountain, she'll be coming round the mountain  
Coming round the mountain when she comes

### **Chorus**

Singing ay, ay, yippee, yippee ay  
Singing ay, ay, yippee, yippee ay  
Singing ay, ay, yippee, ay, ay, yippee  
Singing ay, ay, yippee, yippee ay

She'll be driving six white horses when she comes  
She'll be driving six white horses when she comes  
She'll be driving six white horses, she'll be driving six white horses  
Driving six white horses when she comes

### **Chorus**

And we'll all go out to meet her when she comes  
Yes we'll all go out to meet her when she comes  
We'll all go out to greet her, yes we will all go out to meet her  
We'll all go out to meet her when she comes

### **Chorus**

She'll be wearing red pajamas when she comes  
She'll be wearing red pajamas when she comes  
Wearing red pajamas, why is she wearing red pajamas  
Don't know why but she'll be wearing red pajamas when she comes

### **Chorus**

She'll be coming round the mountain when she comes  
She'll be coming round the mountain when she comes  
Coming round the mountain, she'll be coming round the mountain  
Coming round the mountain when she comes

# Swan Lake

Pyotr Ilyich Tchaikovsky

The musical score is written for a single melodic line in 4/4 time. It consists of six staves, each containing a sequence of notes and accidentals. The notes are primarily eighth and quarter notes, with some half notes and rests. The accidentals include sharps (#) and naturals (no sharp or flat). The key signature is one sharp (F#), and the time signature is 4/4. The score is divided into measures by vertical bar lines. The notes are written on a five-line staff, with the treble clef at the beginning of each staff. The notes are: A, D, E, F, G, A, F, A, F, A, D, F, D, A#, F, D, D, G, F, E. The notes are: A, D, E, F, G, A, F, A, F, A, D, F, D, A#, F, D, D. The notes are: E, F, G, A, A#, C, A#, A, A#, C, D, C, A#, C, D, E, D, A, F, E, D. The notes are: E, F, G, A, A#, C, A#, A, A#, C, D, C, A#, C, D, D#, A#, G, B, E. The notes are: E, B, E, A, A, D, E, F, G, A, F, A, F, A, D, F, C#, A#, F. The notes are: D, D, G, F, E, A, D, E, F, G, A, F, A, F, A, D, F, D, A#, F.

# The Gift To Be Simple

Traditional

A musical score for the song "The Gift To Be Simple" in 4/4 time. The score consists of five staves of music, each with a treble clef and a key signature of one sharp (F#). The lyrics are written below the notes, and chord symbols (A, D, E, F#, G, B) are placed above the notes. The melody is simple and consists of eighth and quarter notes. The lyrics are: "Tis the gift to be sim - ple, 'Tis the gift to be free, 'Tis the gift to come down where we ought to be, And when we find our - selves in a place just right, 'Twill be in the val - ley of love and de - light.

1 A A D D E F# D F# G A A G  
'Tis the gift to be sim - ple, 'Tis the gift to be

5 F# E D E E E D E F# E D  
free, 'Tis the gift to come down where we ought to

9 B A D D D E F# E E F# G  
be, And when we find our - selves in a place just

13 A A E E G F# D D E D D  
right, 'Twill be in the val - ley of love and de -

17 D  
light.

# Twinkle Twinkle Little Star

From the melody Ah! vrous dirai-je, maman with lyrics from the poem The Star by Jane Taylor.

$\text{♩} = 120$

C C G G A A G F F E E

Twin - kle twin - kle li - ttle star. How I won - der  
When the bla - zing sun is gone. When he no - thing  
In the dark blue sky you keep. Of - ten through my  
As your bright and ti - ny spark. Lights the Trav - eler  
Twin - kle twin - kle li - ttle star. How I won - der

4 D D C G G F F E E D

what you are. Up a - bove the world so high.  
shines u - pon. Then you show your li - ttle light.  
cur - tains peep. For you ne - ver shut you eye.  
in the dark. Though I know not what you are.  
what you are. Up a - bove the world so high.

7 G G F F E E D C C G G

Like a di - amond in the sky. Twin - kle twin - kle  
Twin - kle twin - kle all the night. "  
Till the sun is in the sky. "  
Twin - kle twin - kle li - ttle star. "  
Like a di - amond in the sky. Twin - kle twin - kle

10 A A G F F E E D D C

li - ttle star. How I won - der what you are.  
li - ttle star. How I won - der what you are.



This edition of this free ebook was  
brought to you by -

**<https://www.freekidsbooks.org>**

Preschool, early grades, picture books, learning to read,  
early chapter books, middle grade, young adult

***Always Free – Always will be!***

### **Copyright – Legal Notice**

This book has a standard copyright. The permission to publish this FKB version has been provided by the author or publisher to <https://www.FreeKidsBooks.org>. The book may not be re-posted online without the author's express permission.