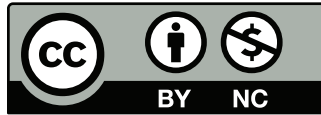


---

© 2001 by Open School BC



This work is licensed under the Creative Commons Attribution-NonCommercial 4.0 International License. To view a copy of this license, visit <http://creativecommons.org/licenses/by-nc/4.0/>

## Acknowledgements

**Project Manager:** Anne Stack

**Writer:** Judy Hawkins

**Reviewers:** Andrée Cranstoun, Dawn Douthwaite, Janet Fox, Ann McErlean

**Illustrator:** Marta Nielsen

**Production Technicians:** Janet Bartz

## Print History

New, September 2001

This version of this CC-BY-NC creative commons workbook  
is published by

<https://www.freekidsbooks.org>

In terms of the creative commons license provided and is free to  
use and share for non-commercial purposes, enjoy!

## CONTENTS

Activity 1 Sentence Sutouts	Page 1-2
Activity 1a Reorder the Sentence	Page 3
Make Questions Cutout	Page 4
Activity 2 Change to Questions	Page 5
Activity 2a Correct Questions	Page 6
Activity 3 Adding “ing”	Page 7
Activity 4 Adding “ed”	Page 8
Activity 4a Root Word Cutout	Page 9
Plurals Jigsaw Cutout	Page 10-11
Activity 5 Plurals Match	Page 12
Activity 5a Plurals	Page 13
Plurals Cutout	Page 14
Three Foxes Plural Game	Page 15
Activity 6 Plurals Staircase	Page 16
Contractions Cartoon	Page 17
Contractions Activity	Page 18
Activity 7 Contractions Activity	Page 19
Compound Words	Page 20
Compound Words Jigsaw	Page 21-22
Activity 8a Compound Words Activity	Page 23
A or An Activity Hop the Pond	Page 25
Activity 9 A or An Activity	Page 26
Activity 9a A or An Activity	Page 27
Activity 10 Ownership Activity	Page 28
Activity 10a Ownership Activity	Page 29
Nursery Rhymes - circle the noun / verb / adjective	Page 31
Activity 18 Alphabet Order	Page 32
Activity 18 Alphabet Order	Page 33

# Sentence Cut-outs

Please cut out the following sentences (including the individual words).

<b>dog</b>	<b>can</b>	<b>A</b>	<b>run</b>
------------	------------	----------	------------

<b>like</b>	<b>candy</b>	<b>I</b>
-------------	--------------	----------

<b>very</b>	<b>soft</b>	<b>are</b>	<b>Cats</b>
-------------	-------------	------------	-------------

<b>dog</b>	<b>My</b>	<b>run</b>	<b>fast</b>	<b>can</b>
------------	-----------	------------	-------------	------------

<b>and</b>	<b>Jill</b>	<b>Tim</b>	<b>are</b>	<b>in</b>	<b>the</b>	<b>shop</b>
------------	-------------	------------	------------	-----------	------------	-------------

Put a period in this blank box.

--

# Job Card #1 Activity Sheet

---

Using the Sentence Cut-outs, make four good sentences. Paste the complete sentences on this page. Remind your child to put a period at the end of each sentence.



# Job Card #1a Activity Sheet

## Are these sentences?

Put ☺ if the group of words is a sentence and ☹ if the group of words is not a sentence.

**I saw a bird.**

**in the morning**

**was going to the store**

**Milk is good for you.**

**They can run fast.**

**a red coat**

Print these words in the right order to make good sentences.

1. hat I have a red.

---

---

---

2. fun skip is It to.

---

---

---

3. like my book I read to.

---

---


---

4. my grandpa's We to farm went.

---

---

---




H.I. initials:

date:

# Let's Make Questions

Please cut out the following questions (including the individual words).

<b>Can</b>	<b>you</b>	<b>see</b>	<b>the</b>	<b>ship</b>	<b>?</b>
------------	------------	------------	------------	-------------	----------



<b>Where</b>	<b>is</b>	<b>the</b>	<b>tug</b>	<b>?</b>
--------------	-----------	------------	------------	----------

<b>Did</b>	<b>Jim</b>	<b>row</b>	<b>the</b>	<b>boat</b>	<b>?</b>
------------	------------	------------	------------	-------------	----------

<b>What</b>	<b>time</b>	<b>is</b>	<b>it</b>	<b>?</b>
-------------	-------------	-----------	-----------	----------


<b>Are</b>	<b>you</b>	<b>the</b>	<b>captain</b>	<b>?</b>
------------	------------	------------	----------------	----------

<b>Is</b>	<b>the</b>	<b>ferry</b>	<b>coming</b>	<b>?</b>
-----------	------------	--------------	---------------	----------

## Job Card #2 Activity Sheet

Change these sentences into questions.

Remember to put a question mark at the end of each question.



1. We are going to Disneyland.

---

---

---

2. Mary was here today.

---

---

---

3. Jack can run up the hill.

---

---

---

4. I can see a camel at the zoo.

---

---


---

5. The man was jogging.

---

---

---




H.I. initials:

date:



# Job Card #2a Activity Sheet



Print these sentences correctly.

1. how old are you

---

---

---

2. who is your teacher

---

---

---

3. where do you live

---

---

---

4. are you in the first grade

---

---


---

5. what is your favourite colour

---

---

---




H.I. initials:

date:

# Job Card #3 Activity Sheet

Help these words get onto the island of **ing**.

Print the words again; put the correct ending in colour.



Make a double letter in these words and add **ing**.

let

hop

cut

hit

Add **ing** to these words which end in silent **e**.

Don't forget to drop the **e** before you add **ing**.

race

hide

care

place


Add **ing** to these words.

want

talk

start

bump




H.I. initials:

date:

## Job Card #4 Activity Sheet

Can you help these words get to the island of **ed**?



Add **ed** to these words. Be sure to make a letter double or drop an **e** if you need to. Print the word again and make sure the correct ending is in colour.

_____	_____
-----	-----
bake _____	fish _____
-----	-----
skip _____	pat _____
-----	-----

Choose one of the words in the box to complete each sentence.

<b>walked</b>	<b>played</b>	<b>hopped</b>	<b>smiled</b>
---------------	---------------	---------------	---------------

1. Nicole \_\_\_\_\_ at the baby.

2. The kangaroo \_\_\_\_\_ away from the dog.

3. Jim and Jane \_\_\_\_\_ with the cat.

4. I \_\_\_\_\_ to the store with Mother.



H.I. initials:


date:

# Job Card #4a Activity Sheet

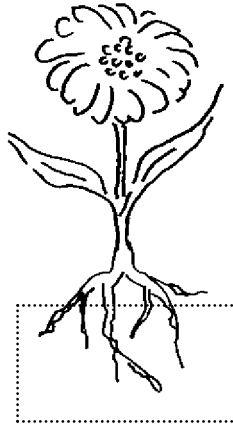
**Help the flowers find the correct roots.**

Cut out and glue the correct root word under each flower.


**dancing**




**jumps**




**talked**




**ringing**




**baked**




**starting**



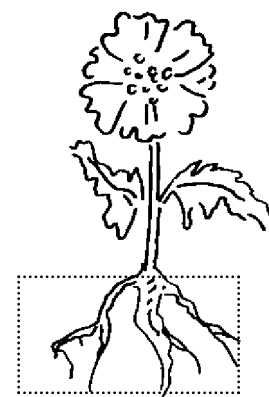
**writes**



**hitting**



**raced**



dance

talk

hit

bake


ring

start

write

race

jump




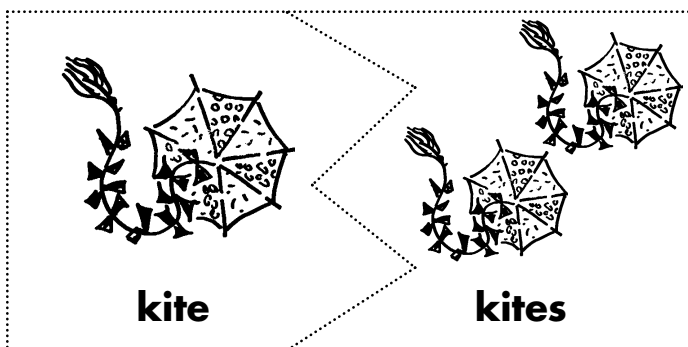

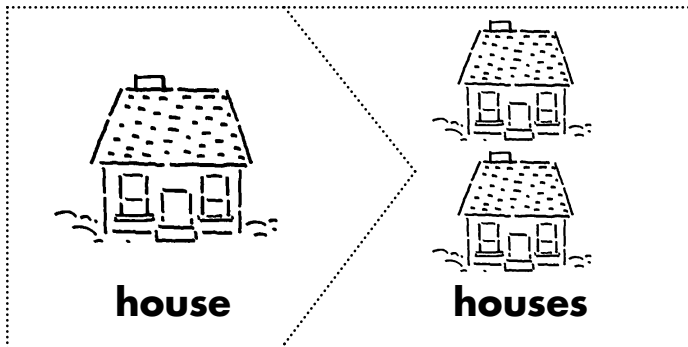
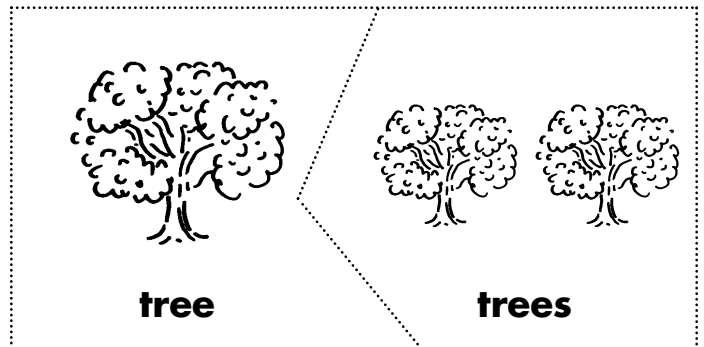
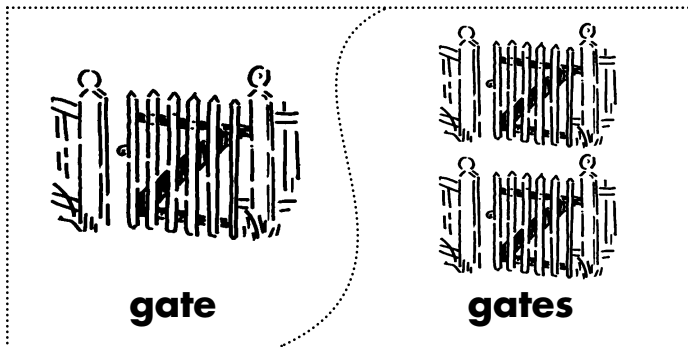


H.I. initials:

date:






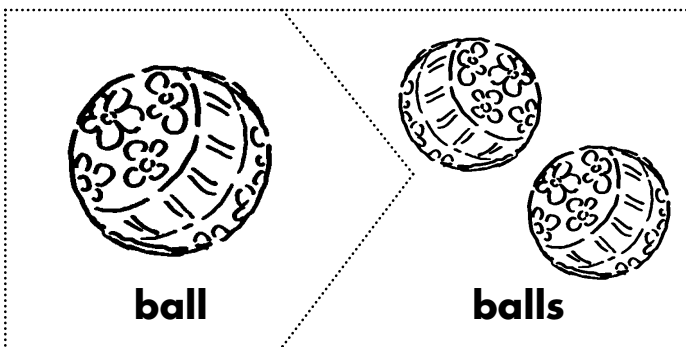




# Plural Jigsaw Puzzles

Please cut out the following puzzle pieces.




# Plural Jigsaw Puzzles

Please cut out the following puzzle pieces.


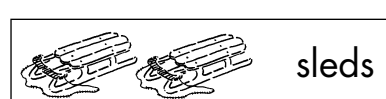
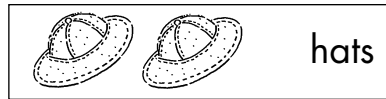

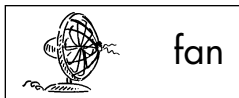
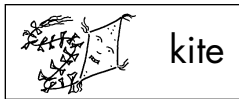
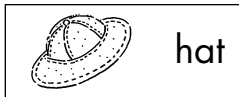


# Job Card #5 Activity Sheet



## Matching


Draw a line from the singular word to its plural partner.



H.I. initials:

date:

# Job Card #5a Activity Sheet



Circle the picture that has the correct ending.  
Print the word on the line.

1. Jack and Jan play with the \_\_\_\_\_.



block



blocks

2. Open this \_\_\_\_\_.



can



cans

3. Tim has a bat and three \_\_\_\_\_.



balls



bat

4. I like to eat \_\_\_\_\_.



radish



radishes


5. See the pretty \_\_\_\_\_.



flower



flowers



H.I. initials:

date:




# Plural Pictures

Please cut out the following boxes.

			
<b>monkey</b>	<b>church</b>	<b>dish</b>	<b>box</b>
			
<b>churches</b>	<b>monkeys</b>	<b>dishes</b>	<b>boxes</b>
			
<b>baby</b>	<b>cherries</b>	<b>ponies</b>	<b>glass</b>
			
<b>cherry</b>	<b>glasses</b>	<b>babies</b>	<b>pony</b>



# Three Foxes Game

Finish					Start
dog					cat
house					jump 3 spaces
miss a turn					candy
tree					fox
jump 2 spaces					go back to start
penny					wish
duck					move to duck
go back 5 spaces	box	have an extra turn	glass	mother	

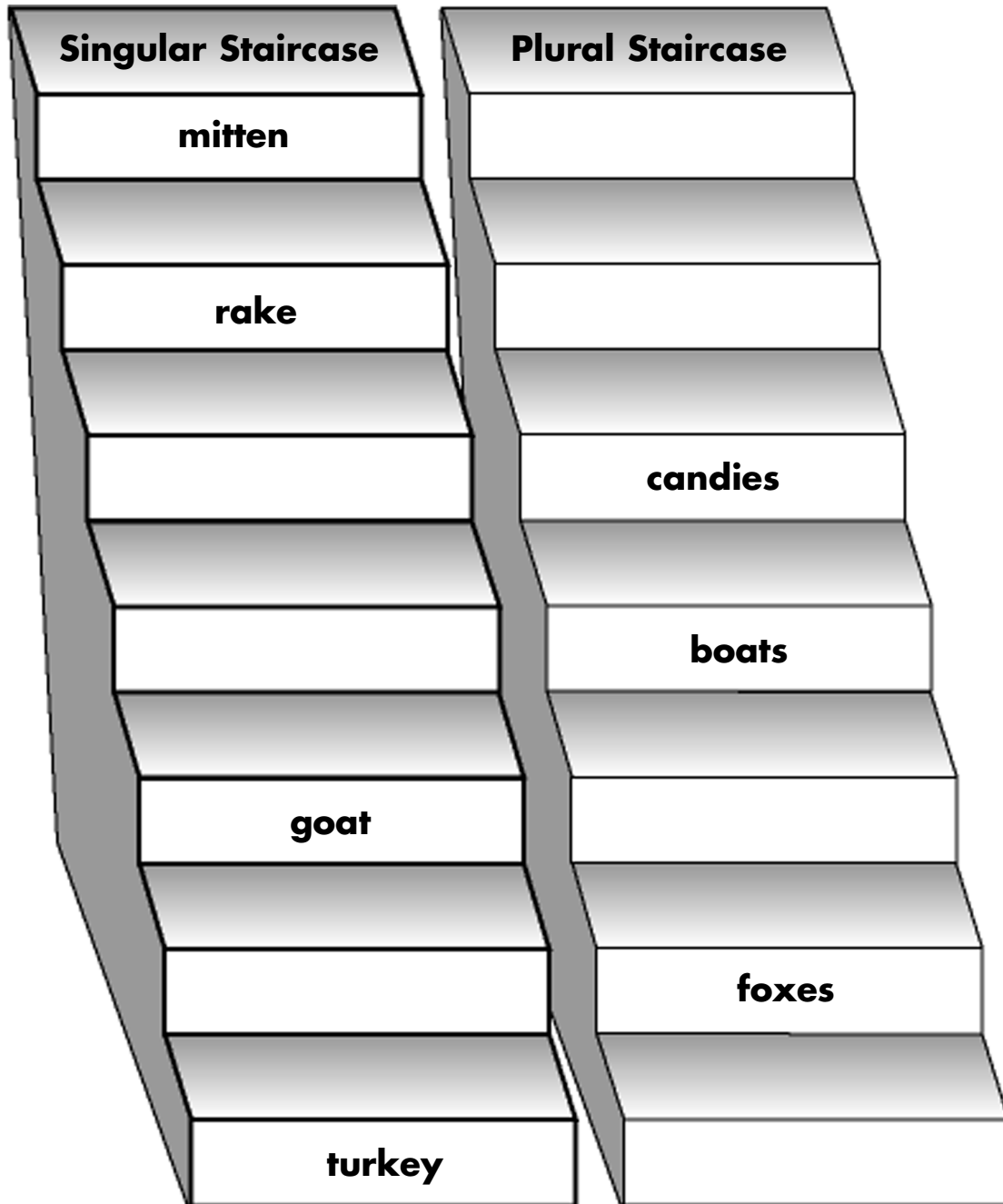
<b>s</b>	<b>es</b>	<b>ies</b>
<b>s</b>	<b>es</b>	<b>ies</b>

## Job Card#6 Activity Sheet

### Climb the Plural Staircase

See if you can climb the staircases by filling in the missing singular or plural words. For example: The plural for **goat** is **goats**.


Print it on the third stair.



H.I. initials:


date:

# Contractions Cartoons




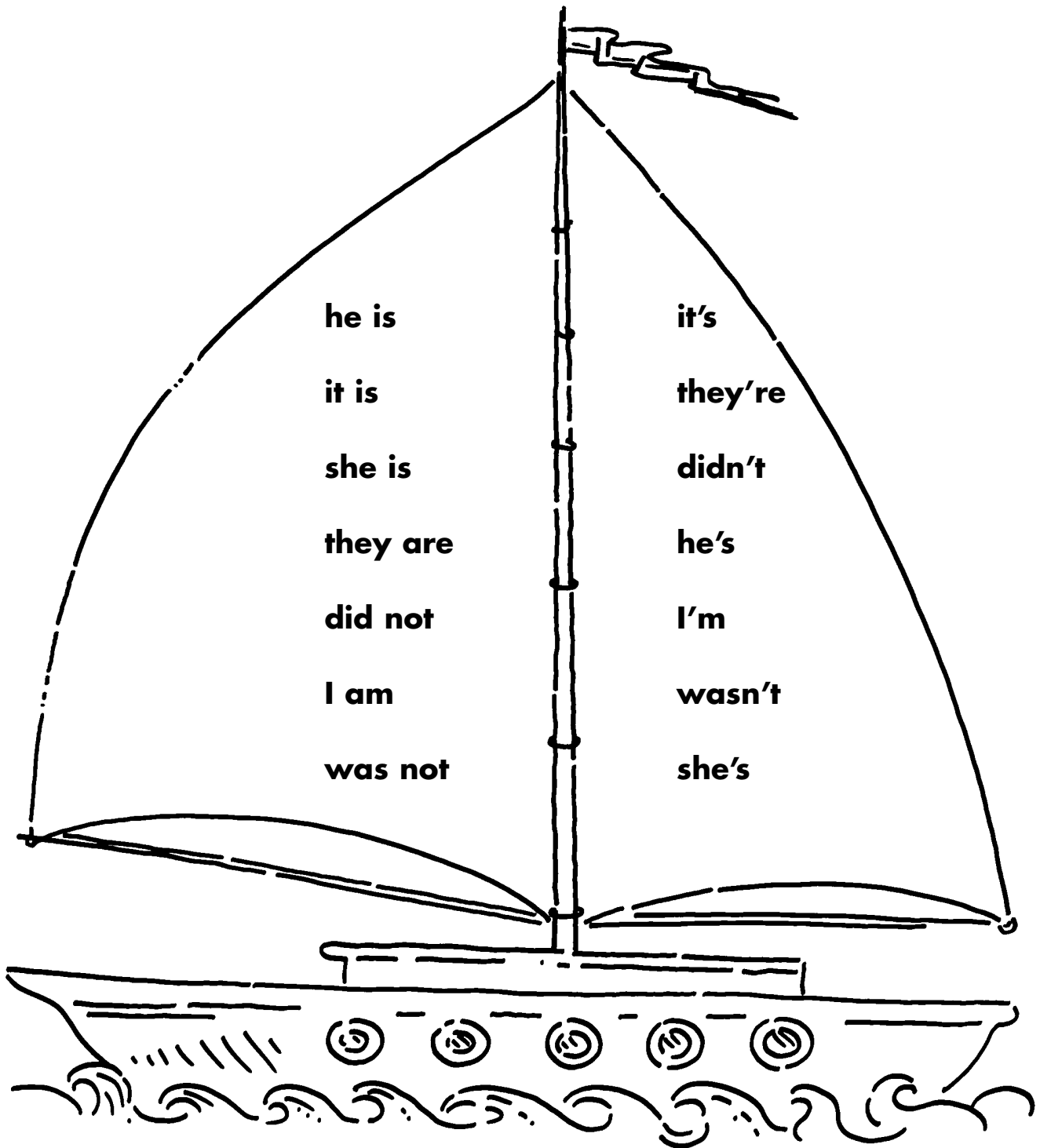
# I Know Contractions

Look in the lighthouse to find the contractions. Put a red circle around the contractions and a blue circle around the words that are not contractions.



## Job Card #7 Activity Sheet

Draw a line from each pair of words to the right contraction.




H.I. initials:

date:

# Compound Words


Print each word under its picture to find the compound word.



\_\_\_\_\_  
----- + \_\_\_\_\_ = \_\_\_\_\_  
\_\_\_\_\_



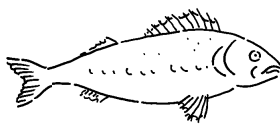
\_\_\_\_\_  
----- + \_\_\_\_\_ = \_\_\_\_\_  
\_\_\_\_\_



\_\_\_\_\_  
----- + \_\_\_\_\_ = \_\_\_\_\_  
\_\_\_\_\_



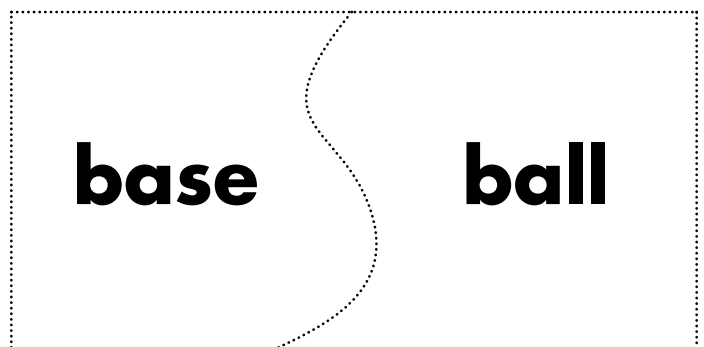
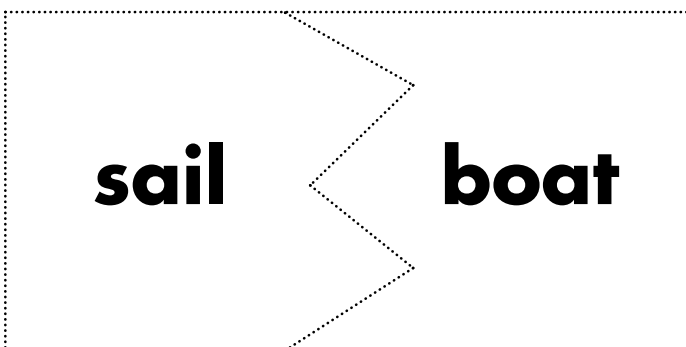
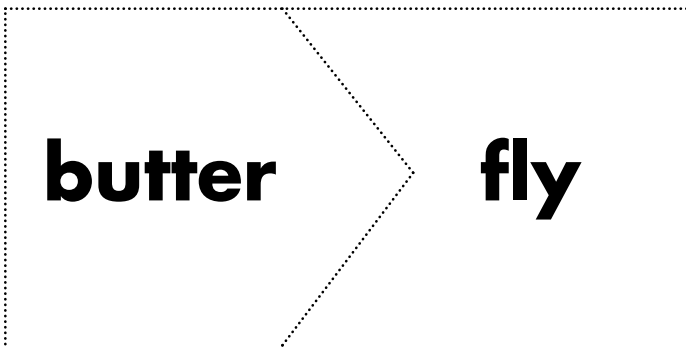
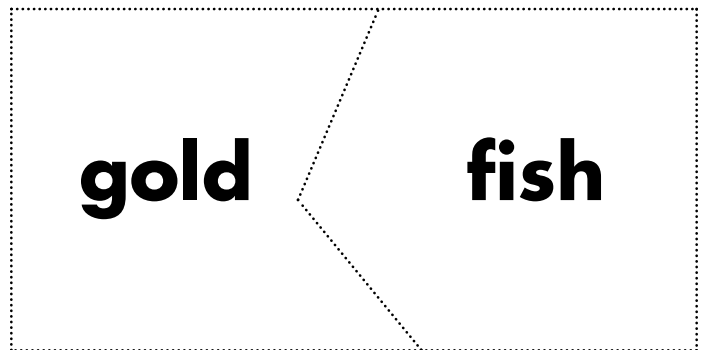
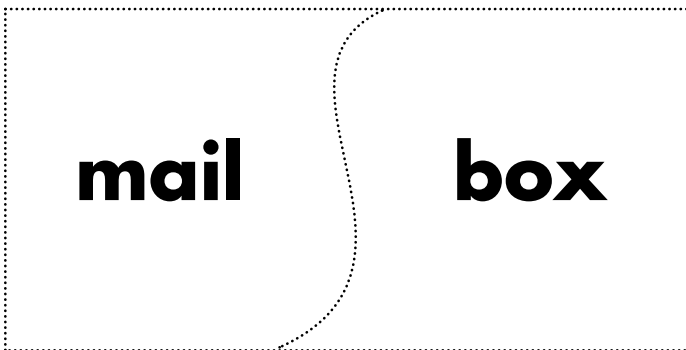
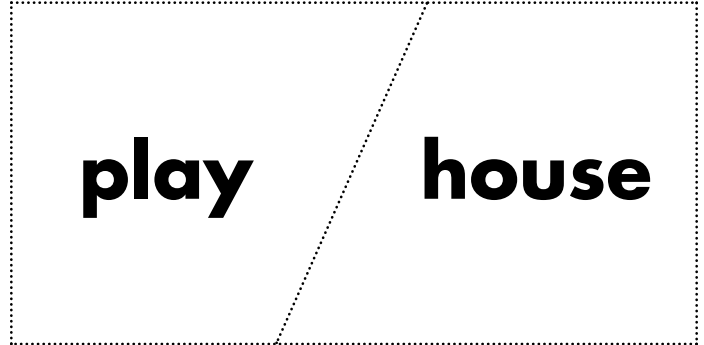
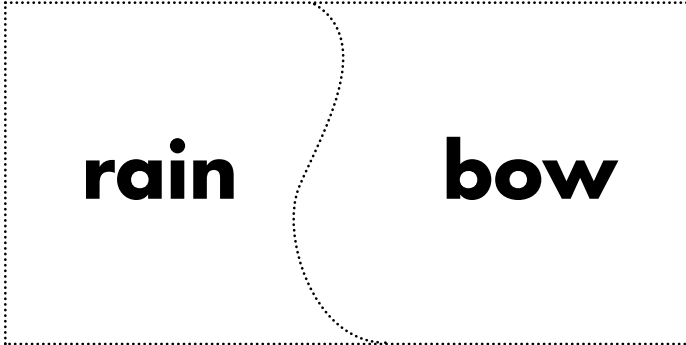
\_\_\_\_\_  
----- + \_\_\_\_\_ = \_\_\_\_\_  
\_\_\_\_\_



\_\_\_\_\_  
----- + \_\_\_\_\_ = \_\_\_\_\_  
\_\_\_\_\_

# Compound Words Jigsaw Puzzle Pieces

Please cut out the following puzzle pieces.





## Job Card #8 Activity Sheet

---

Match up the puzzle pieces to make compound words.  
Paste the compound words on this page.



# Job Card #8a Activity Sheet

## Can you make compound words?

Make up as many compound words as you can by putting together words from this list. You can use some words more than once.

**gold**

**hopper**

**grass**

**fish**

**house**

**school**

**bird**

**play**


**black**

**berry**

**bed**

**room**


Handwriting practice lines consisting of solid top and bottom lines with a dashed middle line. There are eight sets of these lines for writing practice.



H.I. initials:

date:

# A or An



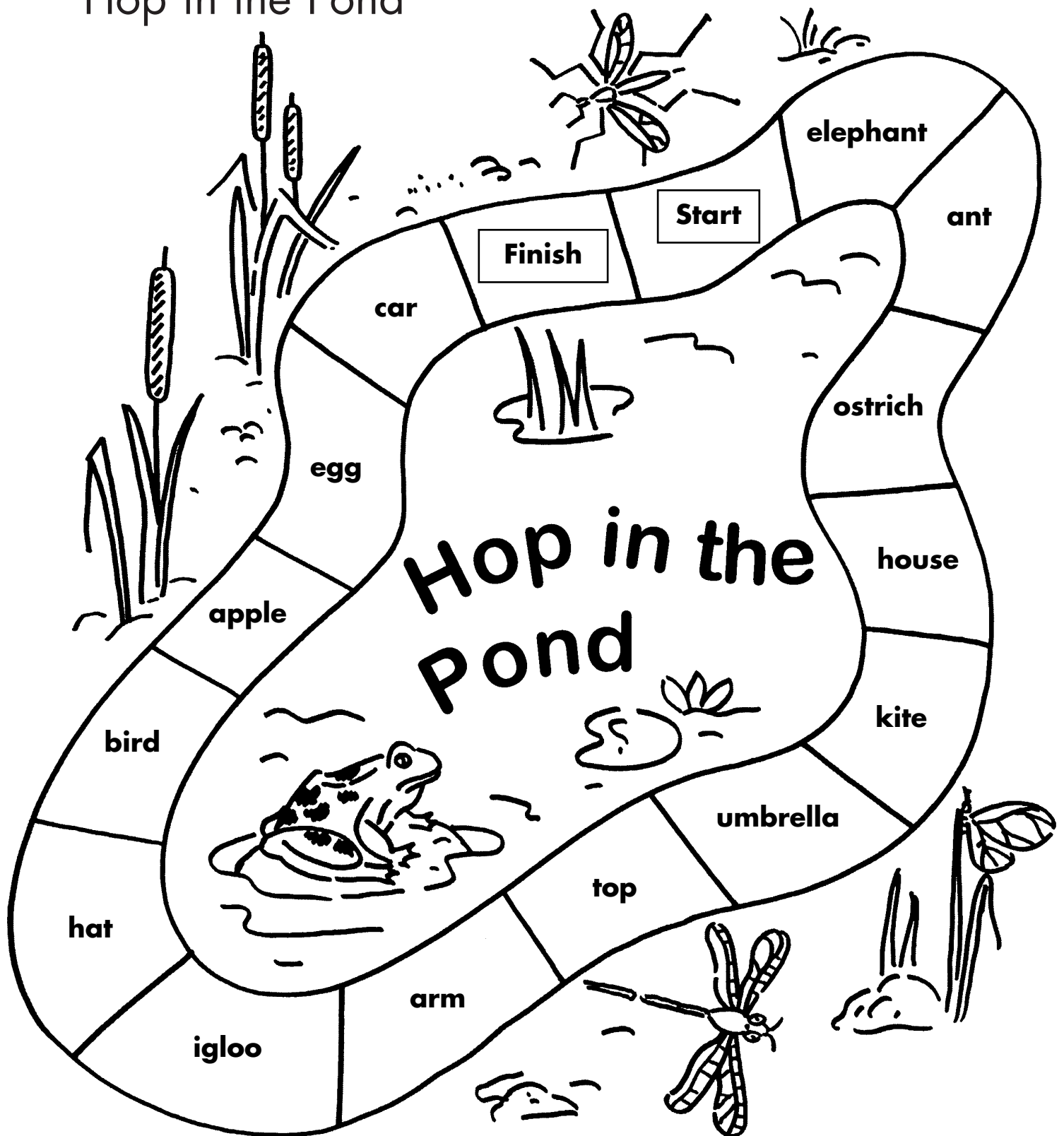
**Ann**

**Sue**

**Jim**

**Tom**


# Hop in the Pond



a	an	a	an
---	----	---	----

# Job Card #9 Activity Sheet

Print the words **a** or **an** before each of the words.  
Print the **a** in red and the **an** in blue pencil.



\_\_\_\_\_  
-----  
\_\_\_\_\_

apple

\_\_\_\_\_  
-----  
\_\_\_\_\_

door

\_\_\_\_\_  
-----  
\_\_\_\_\_

egg

\_\_\_\_\_  
-----  
\_\_\_\_\_

orange

\_\_\_\_\_  
-----  
\_\_\_\_\_

snake

\_\_\_\_\_  
-----  
\_\_\_\_\_

ice cream

\_\_\_\_\_  
-----  
\_\_\_\_\_

truck

\_\_\_\_\_  
-----  
\_\_\_\_\_

ostrich

\_\_\_\_\_  
-----  
\_\_\_\_\_

pig

\_\_\_\_\_  
-----  
\_\_\_\_\_

igloo

\_\_\_\_\_  
-----  
\_\_\_\_\_

frog

\_\_\_\_\_  
-----  
\_\_\_\_\_

ant

\_\_\_\_\_  
-----  
\_\_\_\_\_

owl

\_\_\_\_\_  
-----  
\_\_\_\_\_


fire

\_\_\_\_\_  
-----  
\_\_\_\_\_

anchor

\_\_\_\_\_  
-----  
\_\_\_\_\_

engine



H.I. initials:

date:

## Job Card #9a Activity Sheet

Read the story and put in the missing words. Use **a** or **an**.



\_\_\_\_\_

We went to \_\_\_\_\_ orchard.

\_\_\_\_\_

We saw \_\_\_\_\_ man picking fruit from \_\_\_\_\_ tree,

\_\_\_\_\_


Jim asked, "Is that \_\_\_\_\_ pear tree or \_\_\_\_\_ orange tree?"

\_\_\_\_\_

"No," said the man, "It is \_\_\_\_\_ apple tree."

\_\_\_\_\_

He gave us each \_\_\_\_\_ apple to eat.



H.I. initials: \_\_\_\_\_

date: \_\_\_\_\_

# Job Card #10 Activity Sheet

Read the sentence pairs. Ask your child to complete the second sentence to show ownership. Remind your child to put in the apostrophe **s**.



1. The blue bike belongs to Jim. It is \_\_\_\_\_ blue bike.



2. The hat that belongs to Nicole is pretty.

\_\_\_\_\_  
\_\_\_\_\_  
\_\_\_\_\_ hat is pretty.




3. That shoe belongs to Kate. That is \_\_\_\_\_ shoe.



4. The fur of the puppy is soft. The \_\_\_\_\_ fur is soft



5. The nose of the clown is red. The \_\_\_\_\_ nose is red



H.I. initials:

date:

# Job Card #10a Activity Sheet

Print the correct word under each picture.  
If necessary read the sentences with your child.



\_\_\_\_\_

-----

This is \_\_\_\_\_ jacket.

Ann Ann's Anns



\_\_\_\_\_

-----

This is the \_\_\_\_\_ bone.

dogs dog dog's




\_\_\_\_\_

-----

This \_\_\_\_\_ tail is fluffy.

cats cat cat's



\_\_\_\_\_

-----

I see \_\_\_\_\_ ball.

Mary's Mary Marys



\_\_\_\_\_

-----

He is \_\_\_\_\_ Dad.

Pete Pete's Petes



\_\_\_\_\_

-----

\_\_\_\_\_ mittens are red.

Sally's Sallys Sally



\_\_\_\_\_

-----

Can you see \_\_\_\_\_ book?

Tom Tom's Toms




\_\_\_\_\_

-----

I am going to \_\_\_\_\_ house.

Bills Bill Bill's



H.I. initials:

date:



## Job Card #12 Activity Sheet

---

If you have a photocopy of the letter and the envelope paste them here.



# Nursery Rhymes

Read and discuss these Nursery Rhymes with your child. Ask your child to put a red circle around the proper nouns, and a blue circle around the common nouns.

**Option:** Verbs and adjectives can be circled in different colours too.



Mary, Mary, quite contrary,  
How does your garden grow?  
With silver bells and cockleshells,  
And pretty maids all in a row.



Little Boy Blue, come blow your horn.  
The sheep's in the meadow, the cow's in the corn.  
Where is the boy who looks after the sheep?  
He's under the haystack fast asleep.



Jack Spratt could eat no fat,  
His wife could eat no lean.  
So between the two of them,  
They licked the platter clean.




Hey diddle, the cat and the fiddle,  
The cow jumped over the moon.  
The little dog laughed to see such sport,  
And the dish ran away with the spoon.

# Job Card #18 Activity Sheet

Read the words in each box.

Circle the words that come first in ABC order.



**parrot**

**mother**

**let**

**from**

**duck**

**ant**

**frog**

**the**

**girl**

**man**

**yellow**


**blue**

**say**

**animals**

**zebra**

**elephant**



H.I. initials:

date:

# Job Card #18a Activity Sheet

Read the list of animals.


Print them on the lines in the correct ABC order.

**dog   mouse   chick   pig   lion   tiger   ant   yak**

1. _____ ----- _____	5. _____ ----- _____
2. _____ ----- _____	6. _____ ----- _____
3. _____ ----- _____	7. _____ ----- _____
4. _____ ----- _____	8. _____ ----- _____

Print your family names in ABC order on the lines below.

1. _____ ----- _____	5. _____ ----- _____
2. _____ ----- _____	6. _____ ----- _____
3. _____ ----- _____	7. _____ ----- _____
4. _____ ----- _____	8. _____ ----- _____



This book is shared online by Free Kids Books at <https://www.freekidsbooks.org> in terms of the creative commons license provided by the publisher or author.

want to find more books like this?



<https://www.freekidsbooks.org>

Simply great free books -

Preschool, early grades, picture books, learning to read,  
early chapter books, middle grade, young adult,

Pratham, Book Dash, Mustardseed, Open Equal Free, and many more!

**Always Free – Always will be!**

**Legal Note:** This book is in CREATIVE COMMONS - Awesome!! That means you can share, reuse it, and in some cases republish it, but only in accordance with the terms of the applicable license (not all CCs are equal!), attribution must be provided, and any resulting work must be released in the same manner.

Please reach out and contact us if you want more information:

<https://www.freekidsbooks.org/about> Image Attribution: Annika Brandow, from You! Yes You! CC-BY-SA. This page is added for identification.