

*Transforming Mathematics Education*

# SECONDARY MATH ONE

*An Integrated Approach*

**Standard Teacher Notes**

MODULE 5

# Systems of Equations & Inequalities

MATHEMATICSVISIONPROJECT.ORG

**The Mathematics Vision Project**

*Scott Hendrickson, Joleigh Honey, Barbara Kuehl, Travis Lemon, Janet Sutorius*

© 2016 Mathematics Vision Project

Original work © 2013 in partnership with the Utah State Office of Education

This work is licensed under the Creative Commons Attribution CC BY 4.0



# MODULE 5 - TABLE OF CONTENTS

## SYSTEMS OF EQUATIONS AND INEQUALITIES

### **5.1 Pet Sitters – A Develop Understanding Task**

An introduction to representing constraints with systems of inequalities (A.CED.3)

**READY, SET, GO Homework: Systems of Equations and Inequalities 5.1**

### **5.2 Too Big or Not Too Big, That is the Question – A Solidify Understanding Task**

Writing and graphing linear inequalities in two variables (A.CED.2, A.REI.12)

**READY, SET, GO Homework: Systems of Equations and Inequalities 5.2**

### **5.3 Some of One, None of the Other – A Solidify Understanding Task**

Writing and solving equations in two variables (A.CED.2, A.CED.4)

**READY, SET, GO Homework: Systems of Equations and Inequalities 5.3**

### **5.4 Pampering and Feeding Time – A Practice Understanding Task**

Writing and graphing inequalities in two variables to represent constraints (A.CED.2, A.CED.3, A.REI.12)

**READY, SET, GO Homework: Systems of Equations and Inequalities 5.4**

### **5.5 All for One, One for All – A Solidify Understanding Task**

Graphing the solution set to a linear system of inequalities (A.CED.3, A.REI.12)

**READY, SET, GO Homework: Systems of Equations and Inequalities 5.5**

### **5.6 More or Less – A Practice Understanding Task**

Solving systems of linear inequalities and representing their boundaries (A.REI.12, A.CED.3)

**READY, SET, GO Homework: Systems of Equations and Inequalities 5.6**

**5.7 Get to the Point – A Solidify Understanding Task**

Solving systems of linear equations in two variables (A.REI.6)

**READY, SET, GO Homework: Systems of Equations and Inequalities 5.7**

**5.8 Shopping for Cats and Dogs – A Develop Understanding Task**

An introduction to solving systems of linear equations by elimination (A.REI.5, A.REI.6)

**READY, SET, GO Homework: Systems of Equations and Inequalities 5.8**

**5.9 Can You Get to the Point, Too? – A Solidify Understanding Task**

Solving systems of linear equations by elimination (A.REI.5, A.REI.6)

**READY, SET, GO Homework: Systems of Equations and Inequalities 5.9**

**5.10 Taken Out of Context – A Practice Understanding Task**

Working with systems of linear equations, including inconsistent and dependent systems (A.REI.6)

**READY, SET, GO Homework: Systems of Equations and Inequalities 5.10**

## 5.1 Pet Sitters

### *A Develop Understanding Task*



CC BY sabianmaggy  
<https://flic.kr/n/IV41P>

The Martinez twins, Carlos and Clarita, are trying to find a way to make money during summer vacation. When they overhear their aunt complaining about how difficult it is to find someone to care for her pets while she will be away on a trip, Carlos and Clarita know they have found the perfect solution. Not only do they have a large, unused storage shed on their property where they can house animals, they also have a spacious fenced backyard where the pets can play.

Carlos and Clarita are making a list of some of the issues they need to consider as part of their business plan to care for cats and dogs while their owners are on vacation.

- *Space:* Cat pens will require  $6 \text{ ft}^2$  of space, while dog runs require  $24 \text{ ft}^2$ . Carlos and Clarita have up to  $360 \text{ ft}^2$  available in the storage shed for pens and runs, while still leaving enough room to move around the cages.
- *Start-up Costs:* Carlos and Clarita plan to invest much of the \$1280 they earned from their last business venture to purchase cat pens and dog runs. It will cost \$32 for each cat pen and \$80 for each dog run.

Of course, Carlos and Clarita want to make as much money as possible from their business, so they are trying to determine how many of each type of pet they should plan to accommodate. They plan to charge \$8 per day for boarding each cat and \$20 per day for each dog.

After surveying the community regarding the pet boarding needs, Carlos and Clarita are confident that they can keep all of their boarding spaces filled for the summer.

So the question is, how many of each type of pet should they prepare for? Their dad has suggested the same number of each, perhaps 12 cats and 12 dogs. Carlos thinks they should plan for more dogs, since they can charge more. Clarita thinks they should plan for more cats since they take less space and time, and therefore they can board more.

What do you think? What recommendations would you give to Carlos and Clarita, and what argument would you use to convince them that your recommendation is reasonable?

## 5.1 Pet Sitters – Teacher Notes

### *A Develop Understanding Task*

**Purpose:** As students work with the context of making recommendations for how many dogs and cats Carlos and Clarita should plan to accommodate, they will surface many ideas, strategies and representations related to solving systems of equations and inequalities. For example, they will explore the notion of *constraints* since in this task the number of each type of pet that can be accommodated is limited by space and money, but many different combinations of dogs and cats are possible. They may consider the notion of a *system of equations* since each constraint (space, start-up costs) allows for a different set of possibilities—a particular combination of dogs and cats may satisfy one constraint but not another—so both constraints must be considered simultaneously. Finally, they may surface the notion of a *system of inequalities* since Carlos and Clarita don't have to use up all of the available space or money, implying that each constraint may be represented by an inequality.

**Core Standards Focus:**

**A.CED.3** Represent constraints by equations or inequalities, and by systems of equations and/or inequalities, and interpret solutions as viable or non-viable options in a modeling context.

**Related Standards:** N.Q.2, A.REI.12

**Standards for Mathematical Practice:**

**SMP 1 – Make sense of problems and persevere in solving them**

**SMP 2 – Reason abstractly and quantitatively**

**SMP 4 – Model with mathematics**

**Additional Resources for Teachers:**

The Standards for Mathematical Practice Prompt Cards available from Mathematics Vision Project can be used with this task. Have students focus on the prompts and sentence stems from cards 1, 2 or 4 as they work, and use these prompts to support their language and explanations.

**The Teaching Cycle:**

**Launch (Whole Class):**

After reading and discussing the “Pet Sitters” scenario, challenge students to come up with a combination of dogs and cats that might yield the highest daily income. Give students a few minutes to work independently to find possible combinations of dogs and cats that might work in one or both of the scenarios. After a few minutes have students compare their daily income with others and then work with a partner to improve their initial guesses.

**Explore (Small Group):**

For students who don’t know where to begin, have them determine the daily income if Carlos and Clarita follow their dad’s advice of boarding “the same number of each, perhaps 12 cats and 12 dogs.” After calculating the income, ask if Carlos and Clarita have enough space and money to accommodate 12 cats and 12 dogs each day. It is anticipated that many students will use a guess and check strategy: pick a particular combination of dogs and cats, check that the particular combination satisfies both constraints, and then calculate the income. After finding a combination that works, students may consider what happens as the number of dogs, cats or both is increased.

Students who focus on just one constraint and find combinations of cats and dogs that satisfy that constraint have naturally simplified the larger problem into a more manageable task. They will gain valuable insight into the mathematical work of this module, and need not be pressed at this time to consider both constraints, or even the bigger issue of maximizing the profit. Press for the work you feel your students can handle, and use this task to assess what ideas, strategies and representations will be available for future work in this module. For example, a student who visualizes the space constraint by drawing possible layouts of how the shed might be occupied with cat pens and dog runs is noticing that there are many such combinations that use up the total available space.

Watch for students who focus on the following ideas, since they underpin essential strategies in future tasks: (This list is sequenced from most likely to less likely to occur; don’t be concerned if not

all of these ideas are present in your class, since future tasks will elicit each of these ways of thinking about the system of constraints.)

- Students who calculate the intercepts of the constraints. That is, students who consider how they might use up all of the money or all of the space, by boarding just cats or just dogs.
- Students who make note of an “exchange rate” between cats and dogs in terms of either of the constraints. For example, four cats use the same space as one dog.
- Students who create charts to keep track of the combinations of dogs and cats they have tried. Such charts will probably include columns to track the number of dogs, the number of cats, and the money earned. Students will also have to keep track of whether a particular combination of dogs and cats satisfies each of the constraints.
- Students who plot combinations on a coordinate grid to keep track of the combinations they have tested.
- Students who try to write equations or inequalities to represent the constraints.

**Discuss (Whole Class):**

Begin with a combination of dogs and cats that worked, a second combination that worked and resulted in a higher profit, followed by a combination that didn’t work because it didn’t satisfy one or more of the constraints. Collect combinations that work using a table or coordinate grid, as suggested by student work. Have students share their ideas about how they can improve the daily income while satisfying the constraints, connecting their ideas to the organizational representations of tables and/or points plotted on a coordinate grid.

**Aligned Ready, Set, Go: Systems of Equations and Inequalities 5.1**

READY, SET, GO!

Name \_\_\_\_\_

Period \_\_\_\_\_

Date \_\_\_\_\_

**READY**

Topic: Solving system of equations by graphing.

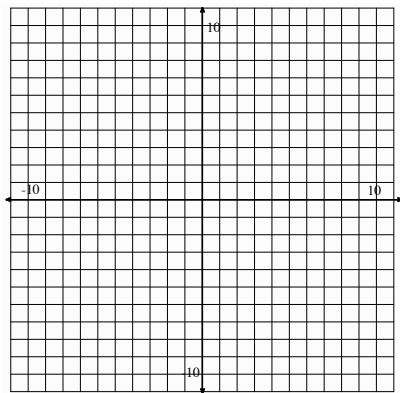
**Substitute the given points into both equations to determine which ordered pair satisfies the system of linear equations. Graph both equations and label the point of intersection to verify the solution.**

1.  $y = 3x - 2$  and  $y = x$

a.  $(0, -2)$

b.  $(2, 2)$

c.  $(1, 1)$

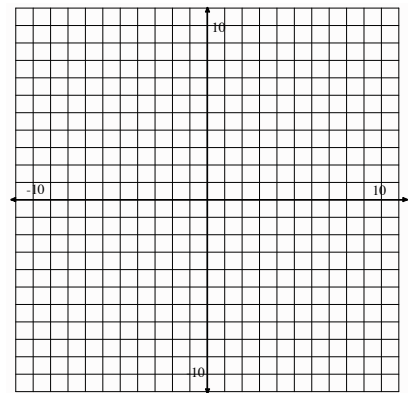


2.  $y = 2x + 3$  and  $y = x + 5$

a.  $(2, 7)$

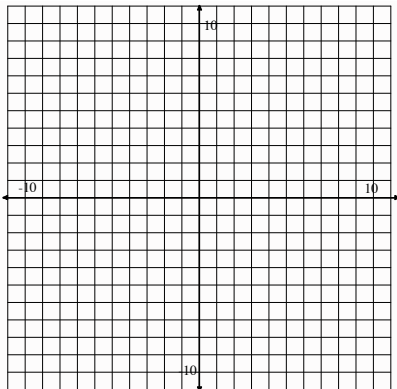
b.  $(-7, 11)$

c.  $(0, 5)$

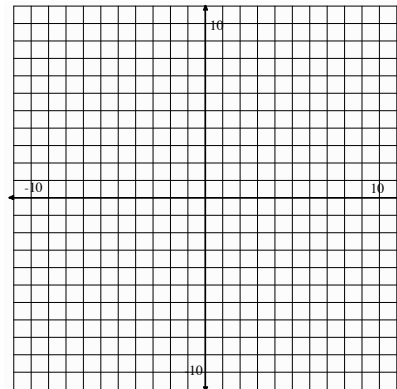


**Solve the following systems by graphing. Check the solution by evaluating both equations at the point of intersection.**

3.  $y = x + 3$  and  $y = -2x + 3$



4.  $y = 3x - 8$  and  $y = -x$








**SET**

Topic: Determining possible solutions to inequalities

5. A theater wants to take in at least \$2000 for the matinee. Children's tickets cost \$5 each and adult tickets cost \$10 each. The theater can seat up to 350 people. Find five combinations of children and adult tickets that will make the \$2000 goal.
  
6. The Utah Jazz scored 102 points in a recent game. The team scored some 3-point shots, 2-point shots, and many free throws worth 1-point each. Find five combinations of baskets that would add up to 102 points.
  
7. Use as many of the following shapes in any combination as you need to try to fill in as much of the 12 by 12 grid as you can. You may rotate or reflect a shape if it helps. Write your answer showing how many of each shape you used using the letters that identify shape.

**Example:** 3a, 5b, 10c, 2d, 6e

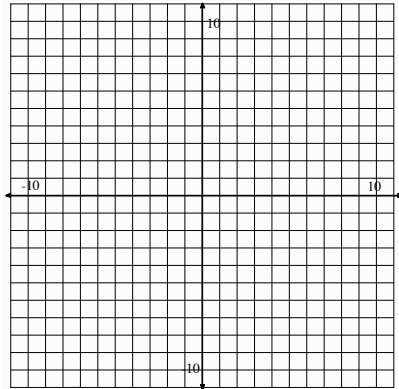


## GO

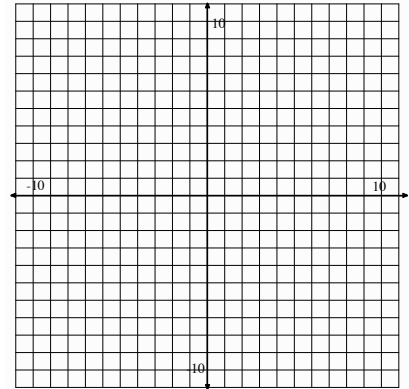
Topic: Graphing linear equations and determining if a given value is a solution, arithmetic sequences

**Graph each equation below; then determine if the point (3,5) is a solution to the equation. Find two points other than (3,5) that are solutions to the equation. Show these points on the graph.**

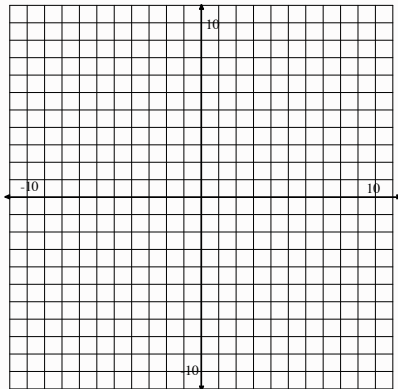
8.  $y = 2x - 1$



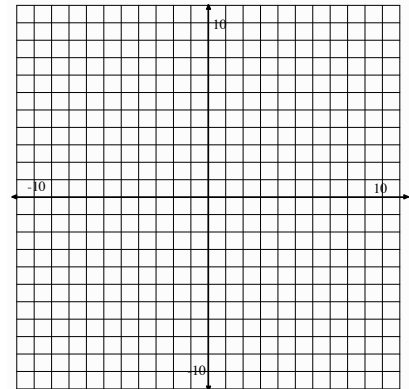
9.  $y = \frac{1}{3}x + 2$



10.  $y = -3x + 5$



11.  $y = \frac{-3}{5}x + 4$



The tables below represent different arithmetic sequences. Fill in the missing numbers. Then write the explicit equation for each.

12.

term (x)	1	2	3	4
value (y)	17			-7

Equation:

13.

term(x)	1	2	3	4	5	6	7	8	9	10	11	12	13
term(y)	17												-7

Equation:

14.

term (x)	1	2	3	4	5	6	7
value (y)	17						-7

Equation:

15. Each of the sequences above begins and ends with the same number. Would the graph of each sequence represent the same line? Justify your thinking.

16. If you graphed each of these sequences and made them continuous by connecting each point, where would they intersect?

## 5.2 Too Big, or Not Too Big, That Is the Question

### *A Solidify Understanding Task*



CC BY Tjjakool Yiyuan  
<https://flic.kr/p/aLTYMT>

As Carlos is considering the amount of money available for purchasing cat pens and dog runs (see below) he realizes that his father's suggestion of boarding "the same number of each, perhaps 12 cats and 12 dogs" is too big. Why?

- *Start-up Costs:* Carlos and Clarita plan to invest much of the \$1280 they earned from their last business venture to purchase cat pens and dog runs. It will cost \$32 for each cat pen and \$80 for each dog run.
1. Find at least 5 more combinations of cats and dogs that would be "too big" based on this *Start-up Cost constraint*. Plot each of these combinations as points on a coordinate grid using the same color for each point.
  2. Find at least 5 combinations of cats and dogs that would be "not too big" based on this *Start-up Cost constraint*. Plot each of these combinations as points on a coordinate grid using a different color for the points than you used in #1.
  3. Find at least 5 combinations of cats and dogs that would be "just right" based on this *Start-up Cost constraint*. That is, find combinations of cat pens and dog runs that would cost exactly \$1280. Plot each of these combinations as points on a coordinate grid using a third color.
  4. What do you notice about these three different collections of points?
  5. Write an equation for the line that passes through the points representing combinations of cat pens and dog runs that cost exactly \$1280. What does the slope of this line represent?

Carlos and Clarita don't have to spend all of their money on cat pens and dog runs, unless it will help them maximize their profit.

6. Shade all of the points on your coordinate grid that **satisfy** the *Start-up Costs* constraint.
7. Write a mathematical rule to represent the points shaded in #6. That is, write an inequality whose **solution set** is the collection of points that satisfy the *Start-up Costs* constraint.

In addition to *start-up costs*, Carlos needs to consider how much space he has available, based on the following:

- *Space*: Cat pens will require 6 ft<sup>2</sup> of space, while dog runs require 24 ft<sup>2</sup>. Carlos and Clarita have up to 360 ft<sup>2</sup> available in the storage shed for pens and runs, while still leaving enough room to move around the cages.
8. Write an inequality to represent the solution set for the *space* constraint. Shade the solution set for this inequality on a different coordinate grid.

What do you think? What recommendation would you give to Carlos and Clarita regarding how many cats and dogs to plan on boarding, and what argument would you use to convince them that your recommendation is reasonable?

## 5.2 Too Big or Not Too Big, That Is the Question – Teacher Notes

### *A Solidify Understanding Task*

**Purpose:** As students continue to work with the pet sitter context they will examine and extend many ideas, strategies and representations related to solving systems of equations and inequalities. For example, each constraint (space, start-up costs) can be represented by an inequality since Carlos and Clarita don't have to use up all of the available space or money. The solution set of an inequality (in quadrant I) consists of all of the points that satisfy the constraint. The boundary between points that satisfy the constraint and those that do not is a line. The slope of the line represents the "exchange rate" between cat pens and dog runs (e.g., for every 2 fewer dog runs we buy, we can purchase 5 more cat pens), and the  $x$ - and  $y$ -intercepts of the line represent purchasing either all cat pens and no dog runs, or all dog runs and no cat pens. A shaded half-plane in the coordinate grid is being used to represent the solution set for an inequality in two-variables. In this case, the points on the boundary line are also included in the solution set, indicated by drawing a solid line for the boundary.

#### **Core Standards Focus:**

**A.CED.2** Create equations in two or more variables to represent relationships between quantities; graph equations on coordinate axes with labels and scales.

**A.REI.12** Graph the solutions to a linear inequality in two variables as a half-plane (excluding the boundary in the case of a strict inequality)

**Related Standards:** N.Q.2, A.SSE.1a, A.REI.10, A.CED.2, F.LE.1b, F.LE.5

**Standards for Mathematical Practice of focus in the task:**

**SMP 2 – Reason abstractly and quantitatively**

**SMP 7 – Look and make use of structure**

**Additional Resources for Teachers:**

The Standards for Mathematical Practice Prompt Cards available from Mathematics Vision Project can be used with this task. Have students focus on the prompts and sentence stems from cards 2 or 7 as they work, and use these prompts to support their language and explanations.

**The Teaching Cycle:**

**Launch (Whole Class): Q1-Q5**

Read through the first four questions on the worksheet and verify that students recognize that they are to identify three different sets of points—those that are too big, not too big and just right, relative to the start-up costs constraint—and to use a different color to plot each set of points on a coordinate grid. Discuss the meaning of the word “constraint” (shown in bold type on the handout). To facilitate the whole class discussion you may want to make graphical decisions—such as which axis to label “cat pens” and which to label “dog runs”—as a whole class before they begin working on the task. (Note that in the teacher notes we consistently represent the number of cats along the horizontal axis.) Help students recognize that each point they plot will represent three pieces of information: the number of cat pens and the number of dog runs will be represented by the location of the point, and the relative cost of purchasing the pet enclosures (too big, not too big, or just right) will be represented by the color of the point.

**Explore (Small Group):**

Students may have already found some points that work or do not work for the start-up costs from the previous task. Today they will color-code these points and try to identify the boundary that separates points that work from those that do not. Listen for how students determine which color should be used when plotting points, and that they are producing a collection of points that start to “fill up” the regions on either side of the boundary (e.g., it is best if some, but not all points, are

clustered around the boundary—help students see that there are obvious points that lie in either set, as well as points for which they need to carefully check to see if they satisfy the constraint).

Watch for successful strategies for identifying points that lie on the boundary line. For example, students might begin to articulate that they need to find a combination of cats and dogs, such that \$32 times the number of cats added to \$80 times the number of dogs is exactly \$1280. Particularly watch for students who identify combinations that involve either all dogs and no cats, or no cats and all dogs. Some students may notice a ratio between the cost of dog runs and cat pens, and how they might use that ratio to help them find other combinations of dogs and cats that lie on the boundary line. Suggest that students think about what they know about the boundary line that will help them write its equation.

**Discuss (Whole Class):**

Focus the first part of the discussion on question 4, “What do you notice about the three different collections of points?” Students should be able to describe that the points that lie on the boundary form a line, and that points that lie below the line represent combinations of dogs and cats for which the twins can afford to purchase runs and pens, and that points that lie above the line represent combinations of cats and dogs that would be too expensive. Have a few students present points they found which lie on the boundary line and explain how they know their points lie on the boundary.

(Note: if students are not ready to articulate these ideas, you will need to do more specific work before you can focus on question 4. Have students agree on colors to use for each collection of points, how to label the  $x$ - and  $y$ -axis, and what scale to use on each axis so that points identified by individual groups can be collected onto a single class graph. First collect several points that worked, then several points that didn’t work, and finally, points on the boundary. Using the class graph, move on to a discussion of question 4.)

Move to a discussion of question 5 by asking what students know about the boundary line that will help them write its equation. Students might use a variety of strategies to write the equation of the



boundary line. Watch for strategies that use information from the graph (e.g., slope, vertical intercept, or both intercepts) as well as strategies based on the wording of the constraint, leading to an equation of the line in standard form.

As possible, have presentations from students who can articulate the meaning of the slope as the “exchange rate” between cat pens and dog runs. Identify students who can articulate that the  $x$ - and  $y$ -intercepts represents situations where there are either no cats or no dogs. Also look for students who have written the equation of the line in standard form from the language of the constraint.

Note: If your students are unable to write the equation of the boundary line at this time, move onto the next task “Some of One, None of the Other” which solidifies ways of writing the equation of the boundary line in both slope-intercept form and standard form. Then return to the rest of this task.

**Launch (Whole Class): Q6-Q8**

Launch this portion of the task by having students consider the wording in the start-up cost constraint that suggest that Carlos and Clarita may not need to spend all of their money on dog runs and cat pens. Ask why this might be the case. Once students have identified that the amount of space available for runs and pens may affect how much they spend, have them work on the last portion of this task.

**Explore (Small Group):**

Note students’ use of various representations to indicate *all* of the combinations of cats and dogs that work for each constraint, including the shading of a half-plane (or shading discrete points in the first quadrant below the boundary line, since we can’t actually board a partial cat or dog), and the use of inequality notation to denote the solution set algebraically.

**Discuss (Whole Class):**

Discuss why we should use inequality notation instead of an equation to algebraically identify *all* of the combinations of cats and dogs that work, that is, the points that lie below the boundary line. Ask students to describe how they knew whether to use a greater than sign or a less than sign in

their inequality. Make a point of defining the boldfaced words “satisfy” and “solution set” in terms of these inequalities. At this point you should distinguish between the solution set to the inequality (the half-plane lying below the boundary line) and the solution set to the constraint (which only includes the lattice points below the boundary line that lie in quadrant 1).

**Aligned Ready, Set, Go: Systems of Equations and Inequalities 5.2**

READY, SET, GO!

Name \_\_\_\_\_

Period \_\_\_\_\_

Date \_\_\_\_\_

**READY**

Topic: Determining if given values are solutions to a two variable equation.

**Identify which of the given points are solutions to the following linear equations.**

1.  $3x + 2y = 12$

- a. (2, 4)
- b. (3, 2)
- c. (4, 0)
- d. (0, 6)

2.  $5x - y = 10$

- a. (2, 0)
- b. (3, 0)
- c. (0, -10)
- d. (1, 1)

3.  $-x + 6y = 10$

- a. (-4, 1)
- b. (-22, -2)
- c. (2, 2)
- d. (10, 0)

**Find the value that will make each ordered pair be a solution to the given equation.**

4.  $x + y = 6$

- a. (2, \_\_\_)
- b. (0, \_\_\_)
- c. (\_\_\_, 0)

5.  $2x + 4y = 8$

- a. (2, \_\_\_)
- b. (0, \_\_\_)
- c. (\_\_\_, 0)

6.  $3x - y = 8$

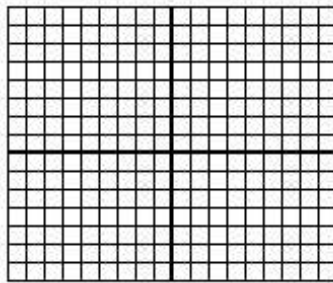
- a. (2, \_\_\_)
- b. (0, \_\_\_)
- c. (\_\_\_, 0)

**SET**

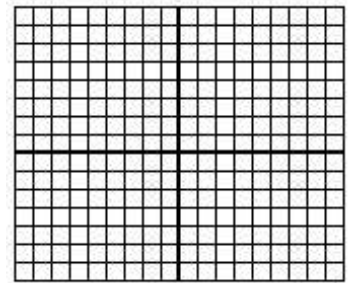
Topic: Graphing linear inequalities

**Graph the following inequalities on the coordinate plane. Name one point that is a solution to the inequality and one point that is not a solution. Show algebraically and graphically that your points are correct.**


7.  $y \leq 3x + 4$




8.  $y < 7x - 2$



9.  $y > \frac{-3}{5}x + 2$



10.  $y \geq -6$



## GO

Topic: Solving inequalities

Follow the directions for each problem below. (Show your work!)

11.  $10 - 3x < 28$

- a) Solve for  $x$ . Then graph the solution on the number line.



- b) Select an  $x$ -value from your graph of the solution of the inequality. Replace  $x$  in the original inequality  $10 - 3x < 28$  with your chosen value. Does the inequality hold true?

- c) Select an  $x$ -value that is outside of the solution set on your graph. Replace  $x$  in the original inequality  $10 - 3x < 28$  with your chosen value. Does the inequality still hold true?

12.  $4x - 2y \geq 6$

- a) Solve for  $y$ .

- b) Rewrite your inequality as an equation. In other words, your solution will say  $y =$  , instead of  $y \geq$  or  $y \leq$ .  
When you use the equal sign, the expression represents the equation of a line.

- c) Graph the line that goes with your equation.

- d) Name the  $y$ -intercept.

- e) Identify the slope.

- f) Select a point that is above the line. ( , )

- g) Replace the  $x$ -value and  $y$ -value of your chosen point in the inequality  $4x - 2y \geq 6$ .

- h) Is the inequality still true?


- i) Select a point that is below the line. ( , )

- j) Replace the  $x$ -value and  $y$ -value of your chosen point in the inequality  $4x - 2y \geq 6$ .

- k) Is the inequality still true?

- l) Explain which side of the line should be shaded.

- m) Decide whether the line should be solid or dotted. Justify your decision.



## 5.3 Some of One, None of the Other

### *A Solidify Understanding Task*



CC BY Les Daniel  
<https://flic.kr/p/dFSfBr>

Carlos and Clarita are comparing strategies for writing equations of the boundary lines for the “Pet Sitter” constraints. They are discussing their work on the *space* constraint.

- *Space*: Cat pens will require 6 ft<sup>2</sup> of space, while dog runs require 24 ft<sup>2</sup>. Carlos and Clarita have up to 360 ft<sup>2</sup> available in the storage shed for pens and runs, while still leaving enough room to move around the cages.

Carlos’ Method: “I made a table. If I don’t have any cats, then I have room for 15 dogs. If I use some of the space for 4 cats, then I can have 14 dogs. With 8 cats, I have room for 13 dogs. For each additional dog run that I don’t buy, I can buy 4 more cat pens. From my table I know the *y*-intercept of my line is 15 and the slope is  $-\frac{1}{4}$ , so my equation is  $y = -\frac{1}{4}x + 15$ .”

Clarita’s Method: “I let *x* represent the number of cats, and *y* the number of dogs. Since cat pens require 6 ft<sup>2</sup>, 6*x* represents the space used by cats. Since dog runs require 24 ft<sup>2</sup>, 24*y* represents the amount of space used by dogs. So my equation is  $6x + 24y = 360$ .”

1. Since both equations represent the same information, they must be equivalent to each other.
  - a. Show the steps you could use to turn Clarita’s equation into Carlos’ equation. Explain why you can do each step.
  - b. Show the steps you could use to turn Carlos’ equation into Clarita’s. Explain why you can do each step.

SECONDARY MATH I // MODULE 5  
SYSTEMS OF EQUATIONS AND INEQUALITIES - 5.3

2. Use both Carlos' and Clarita's methods to write the equation of the boundary line for the *start-up costs* constraint.
  - *Start-up Costs*: Carlos and Clarita plan to invest much of the \$1280 they earned from their last business venture to purchase cat pens and dog runs. It will cost \$32 for each cat pen and \$80 for each dog run.
3. Show the steps you could use to turn Clarita's *start-up costs* equation into Carlos' equation. Explain why you can do each step.
4. Show the steps you could use to turn Carlos' *start-up costs* equation into Clarita's. Explain why you can do each step.

In addition to writing an equation of the boundary lines, Carlos and Clarita need to graph their lines on a coordinate grid.

Carlos' equations are written in **slope-intercept form**. Clarita's equations are written in **standard form**. Both forms are ways of writing **linear equations**.

Both Carlos and Clarita know they only need to plot two points in order to graph a line.

5. Carlos' strategy: How might Carlos use his slope-intercept form,  $y = -\frac{1}{4}x + 15$ , to plot two points on his line?
6. Clarita's strategy: How might Clarita use her standard form,  $6x + 24y = 360$ , to plot two points on her line? (Clarita is really clever, so she looks for the two easiest points she can find.)

## 5.3 Some of One, None of the Other – Teacher Notes

### *A Solidify Understanding Task*

**Purpose:** As students examine Carlos’ and Clarita’s methods for writing and graphing equations to fit the “Pet Sitter” constraints students will solidify the following mathematics:

- The  $x$ - and  $y$ -intercepts of a line represent situations where one of the quantities represented by an ordered-pair  $(x, y)$  is 0. The slope of a linear equation represents a rate of change, such as the exchange rate between cats and dogs. For example, in the space constraint the slope is  $-\frac{1}{4}$  since we gain space for 4 cat pens each time we decrease the number of dog runs by 1. The standard form of an equation of a line can be written as a linear combination of terms, such as the cost constraint,  $32x + 80y = 1280$ , where the first term represents the cost of  $x$  cat pens, the second term represents the cost of  $y$  dog runs, and the sum or combination of terms gives the total cost. This same relationship can be represented with a linear equation in slope-intercept form,  $y = -\frac{2}{5}x + 16$ , which captures two important facts about this relationship: we can afford 5 more cat pens for every 2 dog runs we don’t purchase, and if we purchase no cat pens we can afford 16 dog runs.
- Using properties of equality, a logical sequence of equivalent equations can be created to move between a linear equation in slope-intercept form,  $y = mx + b$ , and standard form,  $Ax + By = C$ . To find the  $x$ -intercept of a linear equation in either form, let  $y = 0$  and solve the equation for  $x$ . To find the  $y$ -intercept, let  $x = 0$  and solve the equation for  $y$ . Since two points determine a line, the graph of a line can be obtained by plotting both the  $x$ - and  $y$ -intercepts from standard form, or the  $y$ -intercept and a second point found by counting the ratio of rise to run as indicated by the slope.

#### **Core Standards Focus:**

**A.CED.2** Create equations in two or more variables to represent relationships between quantities; graph equations on coordinate axes with labels and scales.

**A.CED.4** Rearrange formulas to highlight a quantity of interest, using the same reasoning as in solving equations.

**Related Standards:** A.SSE.1a, A.REI.10, F.LE.1b

**Standards for Mathematical Practice of focus in the task:**

**SMP 4 – Model with mathematics**

**SMP 8 – Look for and express regularity in repeated reasoning**

**The Teaching Cycle:**

**Launch (Whole Class):**

Have students read both Carlos' and Clarita's methods for writing the equations of the line representing the "Pet Sitters" space constraint. Make sure they understand each method, and can explain details of the methods, such as how Carlos found the slope and  $y$ -intercept from his table, and how Clarita finds each of the terms in her linear combination. Clarifying the details of these two strategies will allow students to work independently or collaboratively on the remainder of the task. Point out to students that their work on question 1 is to show how they can move from one form of the equation of the space constraint line to the other.

**Explore (Small Group):**

Starting with Clarita's equation and moving to Carlos' equation is a matter of solving Clarita's equation for  $y$ . This should not be difficult for students, but going the other direction may prove more difficult until they realize they can just reverse the steps. Questions 2-4 reinforce the work students did previously by applying the same strategies to the cost constraint. If students are having difficulty with the algebra, have them move to the graphical portion of the task. They should be familiar with the strategy of plotting points on a line given the slope and a starting point, such as the  $y$ -intercept. Press students to find the  $x$ - and  $y$ -intercepts of the line in standard form by asking what they know about the coordinates of a point that lies on the  $x$ -axis or the  $y$ -axis. Once students find a strategy for finding both intercepts when the equation of the line is in standard form, have



them see how these principles could be applied to finding both intercepts when the equation of the line is in slope-intercept form (e.g., letting  $y = 0$  and solving for  $x$  to find the  $x$ -intercept).

As you prepare for the whole group discussion, identify students who can write the linear equation for the start-up cost constraint in both standard form and slope-intercept form, and students who can move algebraically between the two forms. Also identify students who can explain the algorithm for finding  $x$ - and  $y$ -intercepts.

**Discuss (Whole Class):**

Begin the discussion by focusing on the last part of the task, Carlos' and Clarita's strategies for plotting two points on the line using either slope-intercept or standard form. Allow the strategy to emerge of finding the intercepts by setting one of the variables equal to zero. Make sure students can apply this strategy to both forms of the line.

Following the graphical discussion about intercepts, return to the algebra of Q2-Q4. Have students present the two forms of the equation for the start-up cost constraint, and show they are equivalent by moving back and forth between the two forms algebraically. Then have students find the  $x$ - and  $y$ -intercepts of the graph of this line, plot the graph using these two points, and verify that the slope of the line is the same as that predicted by the slope-intercept equation.

**Aligned Ready, Set, Go: Systems of Equations and Inequalities 5.3**

READY, SET, GO!

Name

Period

Date

**READY**

Topic: Determining points that are solutions to a system of equations.

**Three points are given. Each point is a solution to at least one of the equations. Just one point satisfies both equations. (This is the solution to the system!) Find and justify which point is a solution to both equations. Also justify which points are not solutions.**

1. 
$$\begin{cases} y = 2x - 3 \\ y = -x + 3 \end{cases}$$

- a.  $(-2, 5)$
- b.  $(2, 1)$
- c.  $(4, 5)$

2. 
$$\begin{cases} y = 3x + 3 \\ y = -x + 3 \end{cases}$$

- a.  $(-1, 0)$
- b.  $(6, -3)$
- c.  $(0, 3)$

3. 
$$\begin{cases} y = 2 \\ y = -4x - 6 \end{cases}$$

- a.  $(7, 2)$
- b.  $(2, -14)$
- c.  $(-2, 2)$

4. 
$$\begin{cases} y = 2x + 4 \\ x + y = -5 \end{cases}$$

- a.  $(1, 6)$
- b.  $(-3, -2)$
- c.  $(-3, 2)$

**SET**


Topic: Graphing linear equations written in standard form

**Graph the following equations by finding the x-intercept and the y-intercept.**

5.  $5x - 2y = 10$

x-intercept:


y-intercept:



6.  $3x - 6y = 24$

x-intercept:


y-intercept:



7.  $6x + 2y = 18$

x-intercept:


y-intercept:



8.  $-2x + 7y = -14$

x-intercept:

y-intercept:

**GO**

Topic: Adding and multiplying fractions

**Add. Reduce your answers but leave as improper fractions where applicable.**

9.  $\frac{3}{4} + \frac{1}{8}$

10.  $\frac{3}{5} + \frac{7}{10}$

11.  $\frac{2}{3} + \frac{1}{4}$

12.  $\frac{4}{7} + \frac{8}{21}$

**Multiply. Reduce your answers but leave as improper fractions where applicable.**

13.  $\frac{3}{4} \times \frac{2}{9}$

14.  $\frac{4}{7} \times \frac{7}{10}$

15.  $\frac{5}{4} \times \frac{2}{9}$

16.  $\frac{3}{7} \times \frac{8}{21}$

## 5.4 Pampering and Feeding Time

### *A Practice Understanding Task*

CC BY Derek Hatfield  
<https://flic.kr/p/eU3s8f>

Carlos and Clarita have been worried about space and start-up costs for their pet sitters business, but they realize they also have a limit on the amount of time they have for taking care of the animals they board. To keep things fair, they have agreed on the following time constraints.

- *Feeding Time:* Carlos and Clarita estimate that cats will require 6 minutes twice a day—morning and evening—to feed and clean their litter boxes, for a total of 12 minutes per day for each cat. Dogs will require 10 minutes twice a day to feed and walk, for a total of 20 minutes per day for each dog. Carlos can spend up to 8 hours each day for the morning and evening feedings, but needs the middle of the day off for baseball practice and games.
- *Pampering Time:* The twins plan to spend 16 minutes each day brushing and petting each cat, and 20 minutes each day bathing or playing with each dog. Clarita needs time off in the morning for swim team and evening for her art class, but she can spend up to 8 hours during the middle of the day to pamper and play with the pets.

Write inequalities for each of these additional time constraints. Shade the solution set for each constraint on separate coordinate grids.

## 5.4 Pampering and Feeding Time – Teacher Notes

### *A Practice Understanding Task*

**Purpose:** In the context of examining combinations of cats and dogs that satisfy these additional “Pet Sitter” constraints students will practice the following mathematics: (Note that each of these ideas have surfaced and have been examined and solidified in previous tasks. This is an opportunity for students to practice these ideas in a new setting.)

- Constraints can be represented by inequalities. The solution set of an inequality consists of a set of points that lie in a half-plane bounded by the equation associated with the inequality.
- Students should already have well-practiced procedures for writing equations of lines through given points from a graphical perspective. In addition, they should practice writing the equation of the boundary line using the terms defined by the constraints. Students will determine which half-plane to shade to represent the solution to the inequality by using their specific “test points” or by identifying which points are implied by the inequality sign.
- A shaded half-plane in the coordinate grid is a representation of the solution set for an inequality in two-variables. The points on the boundary line are also included in the solution set—indicated by drawing a solid line for the boundary—unless the boundary is a strict inequality and then the boundary is represented by a dotted line.

#### **Core Standards Focus:**

**A.CED.2** Create equations in two or more variables to represent relationships between quantities; graph equations on coordinate axes with labels and scales.

**A.CED.3** Represent constraints by equations or inequalities, and by systems of equations and/or inequalities, and interpret solutions as viable or non-viable options in a modeling context.

**A.REI.12** Graph the solutions to a linear inequality in two variables as a half-plane (excluding the boundary in the case of a strict inequality) . . .

**Standards for Mathematical Practice:**

**SMP 4 – Model with mathematics**

**SMP 6 – Attend to precision**

**SMP 8 – Look for and express regularity in repeated reasoning**

**The Teaching Cycle:**

**Launch (Whole Class):**

Students should be able to get started on this task without additional support, since it is similar in nature to the work they did on “Too Big or Not Too Big, That is the Question.” Ask students to relate the work of previous tasks in this module to the work they are going to do today.

**Explore (Small Group):**

There is some extraneous language in the wording of these constraints, so watch for students who are getting hung up on the actual information needed to define each constraint. Make sure that students are attending to the language in these constraints that suggest they are inequalities, “up to 8 hours each day”. Since time is given in both minutes and hours, students will have to convert between units of time. If hours are used, the coefficients of the terms in the inequalities will be fractions.

Watch for students who have not yet proceduralized the process of writing linear inequalities in two variables or for determining the half-plane formed by the boundary line in which the solution set should be shaded. Students should be moving away from testing individual points and towards the more efficient strategy of using the inequality relationship to determine the half-plane in which the solution set lies.

**Discuss (Whole Class):**

Identify issues that would warrant a whole class discussion, such as writing the inequalities in either standard form or slope-intercept form, and have more expert students share their work on each of the constraints. It might be that the arithmetic of working with fractional coefficients is more of the issue in this task than the solution set to an inequality.

**Aligned Ready, Set, Go: Systems of Equations and Inequalities 5.4**

READY, SET, GO!

Name

Period

Date

**READY**

Topic: Writing linear equations in standard form and slope-intercept form.

**Rewrite the given equation so that they are in slope-intercept form. ( $y = mx + b$ )**

1.  $7x - 14y = -56$

2.  $-8x - 2y = 6$

3.  $15x + 9y = 45$

**Rewrite the given equations so that they are in standard form.**

(Ax + By = C, where A, B, and C are whole numbers and A is positive.)

4.  $y = 7x - 3$

5.  $y = 2x + 9$

6.  $y = -4x - 11$

7.  $y = \frac{1}{2}x + 8$

8.  $y = \frac{3}{5}x - 2$

9.  $y = -\frac{1}{6}x + \frac{2}{3}$



**SET**

Topic: Writing inequalities from a real world problem. Graphing inequalities.

10. On a final for a creative writing course, Ben was required to write a combination of at least 10 poems or paragraphs. Ben knew that each poem would take him 30 minutes to write while a paragraph would only take 10 minutes. Ben was given two hours to complete the exam.

a. Write an inequality to model each constraint. (Hint: One constraint is time and the other is the number of needed items. Let  $x$  be the number of poems written and  $y$  be the number of paragraphs written.)

b. Graph each inequality on a separate coordinate grid and shade the solution set for each.





**GO**

Topic: Substituting a value to check if it's a solution

**Determine whether  $h = 3$  is a solution to each problem.**

11.  $3(h - 4) = -3$

12.  $3h = 2(h + 2) - 1$

13.  $2h - 3 = h + 6$

14.  $3h > -3$

15.  $\frac{3}{5} \leq h \times \frac{1}{5}$

16.  $\frac{3}{5} > h \times \frac{1}{6}$

**Determine the value of  $x$  that makes each equation true.**

17.  $4x - 2 = 8$

18.  $3(x + 5) = 20$

19.  $2x + 3 = 2x - 5$

20.  $4(6x - 1) = 3(8x + 5) - 19$

## 5.5 All For One, One For All

### *A Solidify Understanding Task*



CC BY Jan Voightmann  
<https://flic.kr/p/3vGTS>

Carlos and Clarita have found a way to represent combinations of cats and dogs that satisfy each of their individual “Pet Sitter” constraints, but they realize that they need to find combinations that satisfy all of the constraints simultaneously. Why?

1. Begin by listing the **system of inequalities** you have written to represent the *start-up costs* and *space* “Pet Sitter” constraints.
2. Find at least 5 combinations of cats and dogs that would satisfy both of the constraints represented by this system of inequalities. How do you know these combinations work?
3. Find at least 5 combinations of cats and dogs that would satisfy one of the constraints, but not the other. For each combination, explain how you know it works for one of the inequalities, but not for the other?
4. Shade a region on the coordinate grid that would represent the **solution set to the system of inequalities**. Explain how you found the region to shade.
5. Rewrite your systems of inequalities to include the additional constraints for *feeding time* and *pampering time*.
6. Find at least 5 combinations of cats and dogs that would satisfy all of the constraints represented by this new system of inequalities. How do you know these combinations work?

7. Find at least 5 combinations of cats and dogs that would satisfy some of the constraints, but not all of them. For each combination, explain how you know it works for some inequalities, but not for others?
  
8. Shade a region of the coordinate grid that would represent the solution set to the system of inequalities consisting of all 4 “Pet Sitter” constraints. Explain how you found the region to shade.
  
9. Shade a region in quadrant 1 of the coordinate grid that would represent all possible combinations of cats and dogs that satisfy the 4 “Pet Sitter” constraints. This set of points is referred to as the **feasible region** since Carlos and Clarita can feasibly board any of the combinations of cats and dogs represented by the points in this region without exceeding any of their constraints on time, money or space.
  
10. How is the feasible region shaded in #9 different from the solution set to the system of inequalities shaded in #8?

## 5.5 All For One, One For All – Teacher Notes

### *A Solidify Understanding Task*

**Purpose:** In the context of examining combinations of cats and dogs that satisfy all of the “Pet Sitter” constraints students will solidify the following mathematics:

- The solution set to a system of inequalities represents the set of points that satisfy all of the inequalities simultaneously. That is, a point in the solution set of a system of inequalities makes all of the inequalities true. Contexts, such as “Pet Sitters” may imply additional constraints, such as  $y \geq 0$  or  $x \geq 0$ , that are not explicitly stated.
- A shaded region on the coordinate grid is used to represent the solution set for a system of inequalities in two-variables. In this case, the points on the boundary lines that trace out the region are also included in the solution set, indicated by drawing a solid line for the boundaries. A shaded polygonal region is used to represent the solution to a system of constraints.

#### **Core Standards Focus:**

**A.CED.3** Represent constraints by equations or inequalities, and by systems of equations and/or inequalities, and interpret solutions as viable or non-viable options in a modeling context.

**A.REI.12** Graph the solutions to a linear inequality in two variables as a half-plane (excluding the boundary in the case of a strict inequality), and graph the solution set to a system of linear inequalities in two variables as the intersection of the corresponding half-planes.

**Related Standards:** N.Q.1, N.Q.2, A.CED.2

#### **Standards for Mathematical Practice of focus in the task:**

**SMP 4 – Model with mathematics**

**SMP 7 – Look for and make use of structure**

### **The Teaching Cycle:**

#### **Launch (Whole Class): Q1-Q4**

Introduce the concept of a system of inequalities as a set of inequalities that represent conditions that have to be satisfied simultaneously. Invite students to create a system of inequalities to represent the *start-up costs* and *space* constraints. Students will have written the individual inequalities representing these two constraints as part of their class work for “Too Big or Not Too Big”. Give them a couple of minutes to collect their individual inequalities into a system of inequalities.

Students may have written their inequalities in slope-intercept form or in standard form. Select students to present different forms of the inequalities that could be included in the system, perhaps including a system that contains more than one form for writing the inequalities. If the same constraint is represented by inequalities written in different forms, ask if both inequalities should be included in the system.

#### **Explore (Small Group):**

Watch for strategies for determining if a combination fits both constraints. Do students guess and check points in both inequalities, or do they look for overlapping regions? How do they make use of the points of intersection between the boundary lines representing the constraints? Watch for efforts to determine where the point of intersection is located, but note that specific algebraic methods for doing so will be treated in future tasks, so a visual estimate of the coordinates of the point of intersection will work for the time being. Some students may guess the coordinates of the point of intersection and then test to see if the point actually satisfies both constraints.

Press students to find *all* of the points that work, not just those obvious ones that lie far away from the boundary lines and closer to the origin. You might remind students that the eventual goal is to collect the most daily income, so they will want to identify combinations of cats and dogs that not only work for both constraints, but will also bring in the most income—points which intuitively lie farther away from the origin and nearer to the boundary lines.

**Discuss (Whole Class):**

This discussion should focus on shading the overlapping regions of the two half-planes which represent the solution sets of the individual inequalities, and that this shaded region is the solution set for the system of inequalities. Point out that the solution to the system of constraints lie only in the first quadrant, and are in fact just a finite set of discrete points in the first quadrant, since we can't have a fraction of a cat or a dog. For convenience, we will shade a polygonal region in the first quadrant to represent the solution set to the system of constraints, since this region does include the points of interest.

**Launch (Whole Class): Q5-Q10**

Invite students to create a new system of inequalities to represent all four “Pet Sitter” constraints, including *feeding time* and *pampering time*. Give them a couple of minutes to write this new system of inequalities.

**Explore (Small Group):**

Watch for strategies for determining if a combination fits all 4 constraints. Do students guess and check points in all four inequalities, or do they look for overlapping regions? As students work on this part of the task they should notice that not all four of the constraints are necessary—the *feeding time* constraint lies outside of the region determined by the other three constraints.

**Discuss (Whole Class):**

Share successful strategies for finding the polygonal feasible region. The feasible region lies in quadrant 1, and is therefore a subset of the actual solution set for the system of inequalities that extends into quadrants II, III and IV. Make sure that both the solution set to the system of inequalities *and* the solution set for the constraints (i.e., feasible region) are identified. Bring out that the feasible region is a solution set to the system of inequalities that includes  $x \geq 0$  and  $y \geq 0$  as implied constraints.

**Aligned Ready, Set, Go: Systems of Equations and Inequalities 5.5**

READY, SET, GO!

Name

Period

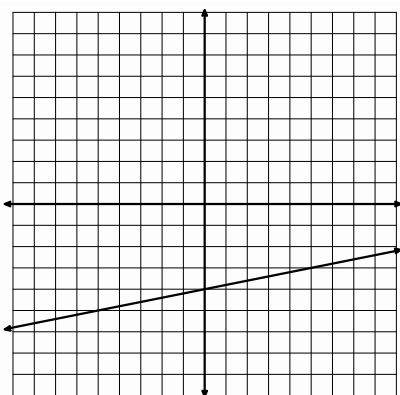
Date

### READY

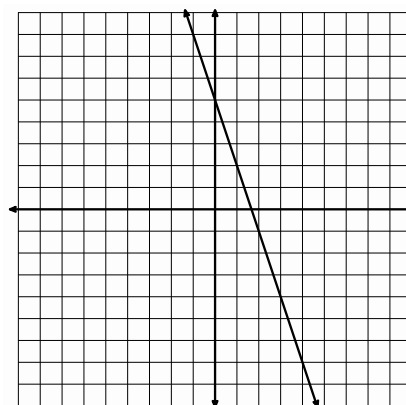
Topic: Graphing two variable inequalities.

**For each inequality and graph, pick a point and use it to determine which half-plane should be shaded; then shade the correct half-plane.**

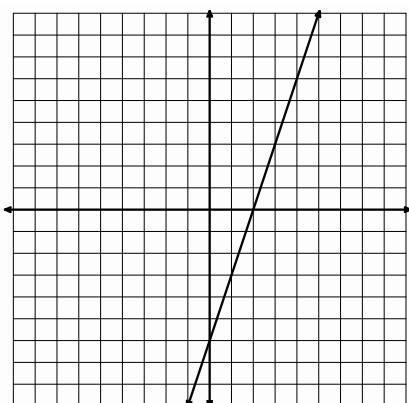
1.  $y \leq \frac{1}{5}x - 4$



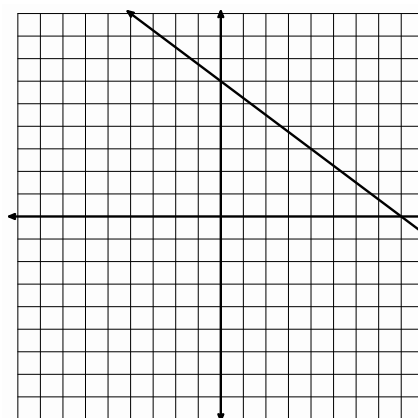
2.  $y \geq -3x + 5$



3.  $5x - 2y \leq 10$



4.  $3x + 4y \geq 24$

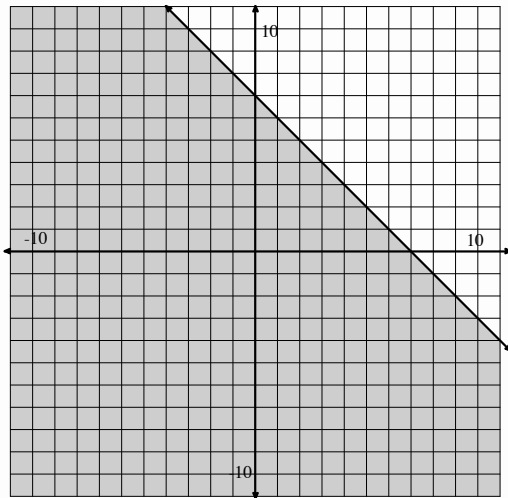


**SET**

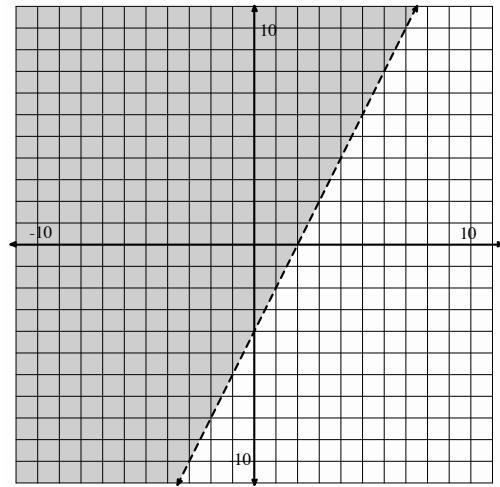
Topic: Writing two variable inequalities

Use the graph to write the inequality that represents the shaded region.

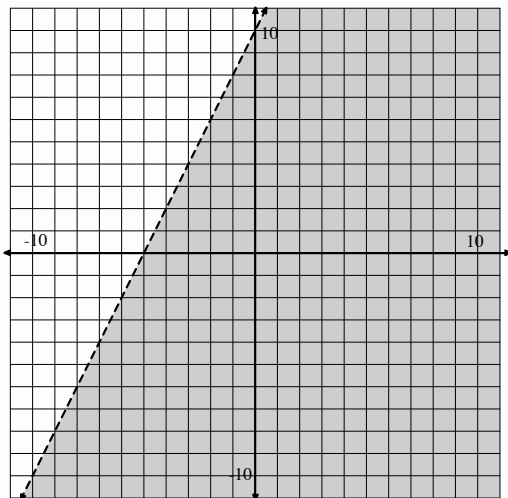
5.



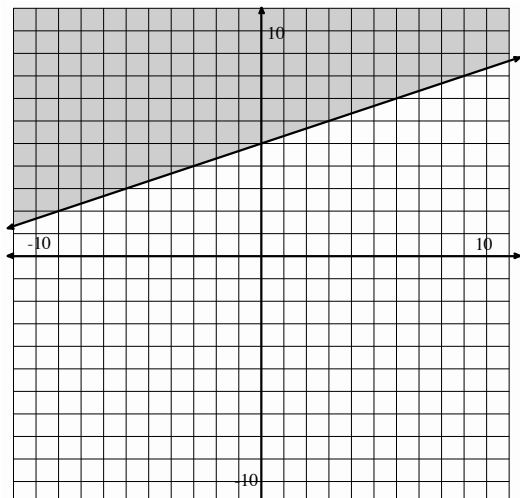
6.



7.



8.





**GO**

Topic: Proportional relationships

**For each proportional relationship below, one representation is provided. Create the remaining representations and explain any connections you notice between representations.**

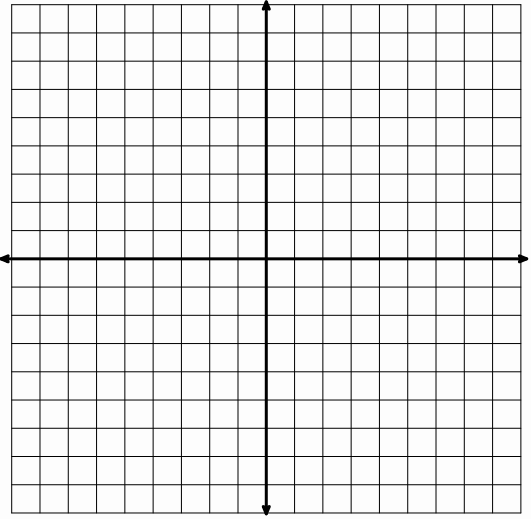
9. **Equation:**

**Table**

Days	Cost
1	8
2	16
3	24
4	32

**Create a context**

**Graph**



10. **Equation:**

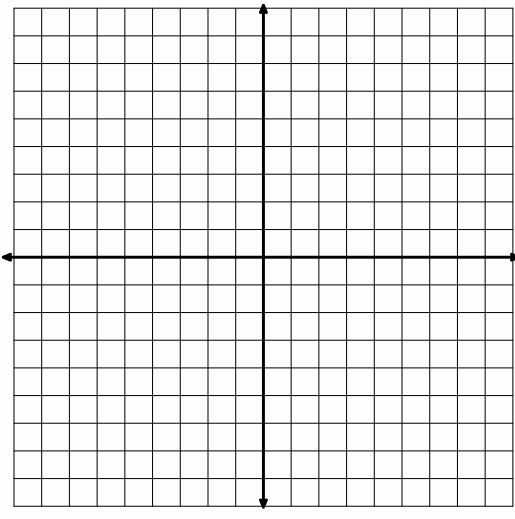
**Table**



**Create a context**

Claire earns \$9 per week allowance.

**Graph**



11. **Equation:**  $y = 3x$

**Table**

--	--

**Create a Context**

**Graph**

12. **Equation:**

**Table**

Seconds	Sand
---------	------

**Create a Context**

**Graph**

## 5.6 More or Less

### *A Practice Understanding Task*



CC BY Taro the Shiba Inu  
<https://flic.kr/p/8EEEX8>

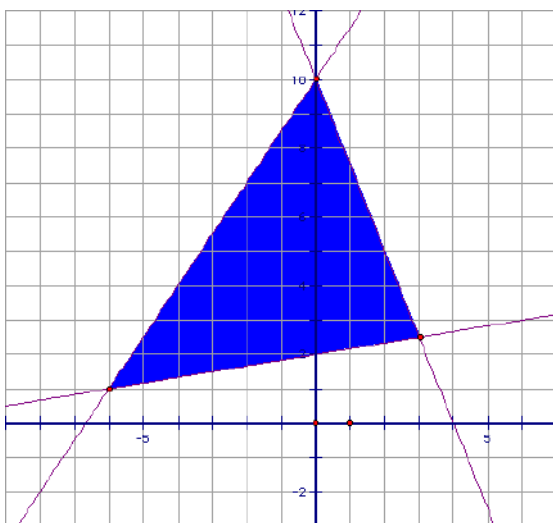
Solve the following systems of inequalities:

1. 
$$\begin{cases} -5x + 3y \leq 45 \\ 2x + 3y > 24 \end{cases}$$

2. 
$$\begin{cases} -10x + 6y \leq 90 \\ 6x + 9y > 36 \end{cases}$$

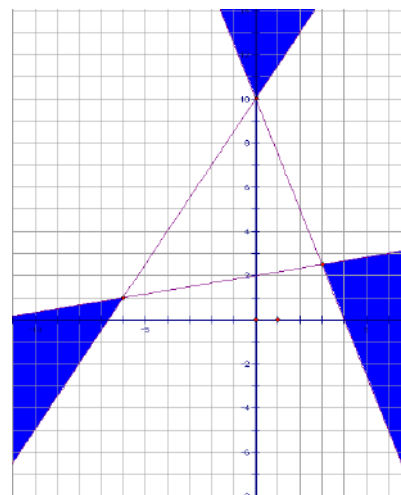
3. Is the point  $(-3, 10)$  a solution to the system in problem #1? Why or why not?

4. Write the system of inequalities whose solution set is shown below:



5. Amanda is examining Frank's work on #4, when she exclaims, "You have written all of your inequalities backwards. The solution set to your system would look like this."

What do you think about Amanda's statement?



Carlos and Clarita have found a cat food that seems to appeal to even the most finicky of cats, *Figaro Flakes*. They want to mix it with a less expensive cat food, *Tabitha Tidbits*, to make an affordable, but tasty cat food.

*Tabitha Tidbits* contains 4 grams of protein and 6 grams of fat per scoop. *Figaro Flakes* contains 12 grams of protein and 4 grams of fat per scoop. Carlos wants to make a meal for cats that contains at least 8 grams of protein and no more than 6 grams of fat per scoop.

6. Write and solve a system of inequalities that Carlos can use to determine possible combinations of *Tabitha Tidbits* and *Figaro Flakes* that will satisfy both of these constraints.

7. Based on your work, suggest at least 3 different “recipes” using each type of cat food that meets Carlos’ nutritional goals. For example, would 1 scoop of *Tabitha Tidbits* and  $\frac{1}{2}$  scoop of *Figaro Flakes* be an acceptable meal?

## 5.6 Systems of Inequalities – Teacher Notes

### *A Practice Understanding Task*

**Purpose:** The purpose of this task is to practice solving systems of linear inequalities by identifying the overlapping (or intersecting) region of the half-planes that form the solution sets of each of the two-variable inequalities in the system. Students practice this in problems 1 and 2 by finding the overlapping region and in problem 4 by creating a system of inequalities whose solution is given as a shaded region in the coordinate plane. Students also must recognize the difference between a strict inequality and one that includes the points on the boundary line as part of the solution set. That is, in problem 3, they must distinguish the difference between  $<$  and  $\leq$ , and between  $>$  and  $\geq$  as relationships, and how they might represent those differences in their representations of the solution sets to the systems in problems 1 and 2.

The intent of question 6 is to solidify and practice a procedure for solving a system of linear inequalities using the following steps:

- Define variables for the modeling context (for example,  $T$  and  $F$  in the *Tabitha Tidbits* and *Figaro Flakes* scenario, where  $T$  represents scoops of *Tabitha Tidbits* and  $F$  represents scoops of *Figaro Flakes*)
- Write inequalities in terms of these variables for each of the constraints
- Graph each of the boundary lines represented by the constraints, using a solid line for constraints that include the points on the boundary, and a dotted line for strict inequalities
- Shade the appropriate half-plane represented by each constraint, either by using a “test point” to determine on which side of the boundary line to shade, or by using the logical implication of the inequality sign
- Find the region of intersection for all of the constraints, (including constraints implied by the context, if the system of inequalities is modeling a real-world scenario)
- This region of intersection—points common to all of the half-planes—is the solution set to the system of inequalities

**Core Standards Focus:**

**A.REI.12** Graph the solutions to a linear inequality in two variables as a half-plane (excluding the boundary in the case of a strict inequality), and graph the solution set to a system of linear inequalities in two variables as the intersection of the corresponding half-planes.

**A.CED.3** Represent constraints by equations or inequalities, and by systems of equations and/or inequalities, and interpret solutions as viable or non-viable options in a modeling context.

**Related Standards:** N.Q.2, A.SSE.1, A.CED.2

**Standards for Mathematical Practice:**

**SMP 4 – Model with mathematics**

**SMP 8 – Look for regularities and express regularities in repeated reasoning**

**The Teaching Cycle:**

**Launch (Whole Class):**

Students should need very little introduction to this task. Point out that questions 1, 2, 4 and 6 are practice problems, and that questions 3 and 5 will extend their thinking.

**Explore (Small Group):**

The main issue to watch for is whether students can find and shade the correct regions in the coordinate plane for problems 1 and 2, and if they can write a system of three linear inequalities in two variables for problem 4 so that the overlapping region of the three half-planes is the triangle given. This will require students to also be able to write the equations of the boundary lines shown. Watch for how students do this: using the slope and y-intercept of each line to write the equation in slope-intercept form, or using the two points of intersection that lie on each line. Also note if students are willing to leave their equations in slope-intercept form when they write their system of inequalities (which is fine) or if they feel compelled to transform their equations into standard

form (which is not necessary, but may feel more “correct” to students since this is the form in which most systems have appeared throughout the module).

Watch for how students are interpreting the inequality language for each constraint in question 6 (“at least”,  $\geq$ ; “no more than”,  $\leq$ ). Listen for how students determine the half-plane they should shade for each inequality: using a test point, or using the inequality relationship to determine in which half-plane the solution set lies. Note that this is the first task in this module that includes both “greater than” and “less than” inequalities. Also listen for how students are determining whether the points on the boundary line should be included (indicated by a solid line) or not (indicated by a dotted line). Good questions to ask would be of the form, “Can the mixture contain exactly 6 grams of fat?”

**Discuss (Whole Class):**

If there are no issues with shading the appropriate solution set for questions 1 and 2, begin the discussion with question 4. Have a student who wrote the equations in slope-intercept form present their system of inequalities, followed by a student who wrote the equations in standard form. If both methods are not present in your class, bring up the question of which is “correct”. It is important for students to recognize that the form in which we write the equation of the boundary line is not important.

Turn the discussion to the ideas represented in questions 3 and 5. For question 3, students should be able to conclude that the point  $(-3, 10)$  is not a solution to the system since it doesn’t satisfy the second (strict) inequality in the system in problem 1. For question 5, students should recognize that if Frank did indeed turn all of his inequality statements around (we assume Amanda means he switched around his “greater than” and “less than” signs), the solution to Frank’s system would be an empty set rather than the solution proposed by Amanda, since all three half-planes would not share any points in common.

Start the discussion of question 6 by having students describe, in their own words, a step-by-step procedure for solving a system of linear equations. Press for clear explanations and details, such as those given in the purpose statement above. Once a list of steps has been articulated, work through the scenario together, using the student-generated set of steps. Have students clarify their list of steps if they find themselves doing something different than the steps listed. For example, did they define variables ( $T$  for ounces of *Tabitha Tidbits* and  $F$  for ounces of *Figaro Flakes*) before writing the constraints?

**Aligned Ready, Set, Go: Systems of Equations and Inequalities 5.6**



READY, SET, GO!

Name

Period

Date

**READY**

Topic: Using substitution to find a missing value.

**Substitute the given value of x into the equation to find the value of y.**

1.  $5x - 9y = 73; x = 2$       2.  $-4x + 9y = 16; x = 5$       3.  $3x - 8y = 1; x = -5$
4.  $-14x + 5y = 51; x = 1$       5.  $9x - 7y = 21; x = 0$       6.  $12x - 15y = -42; x = \frac{1}{4}$



**Use the given value to find the value of the other variable that is not provided.**

7.  $5a + 2b = -37$       8.  $13f - 7g = 10$       9.  $2m + 3z = -22$
- $b = -1$        $f = -3$        $z = -9$

**SET**

Topic: Examining the impact of the direction of the inequality symbol

10. Graph  $y > \frac{3}{4}x - 2$  and  $y < \frac{3}{4}x + 3$  on the grid at the right.
11. What is the relationship between the two lines in your graph?
12. Name 3 points that satisfy both inequalities.
13. Now, graph  $y < \frac{3}{4}x - 2$  and  $y > \frac{3}{4}x + 3$  on the next grid at the right.
14. Can you name 3 points that satisfy both inequalities for this system?
15. Compare the graph for problem 10 with the graph for problem 13.  
How are they the same?  
  
How are they different?

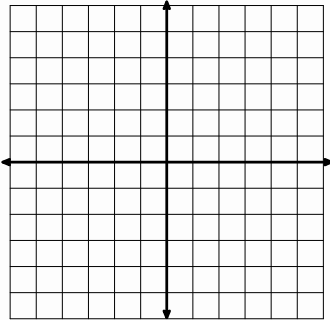


**GO**

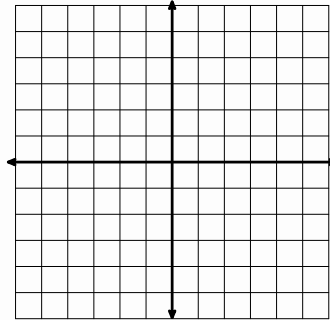
Topic: Graphing linear inequalities

**Graph each inequality.**

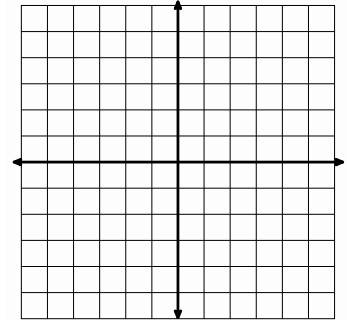
16.  $y \leq 3x - 4$



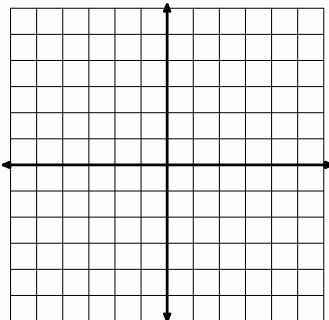
17.  $y \leq -2x + 3$



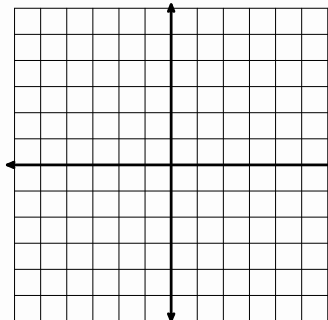
18.  $y > 4x - 3$



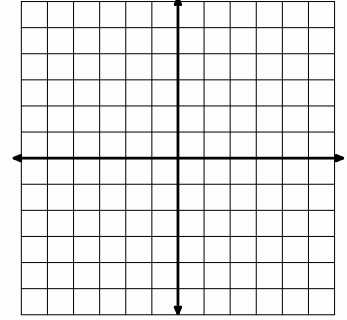
19.  $3x + 4y < 12$



20.  $6x + 8y \leq 24$



21.  $5x + 3y \leq 15$



## 5.7 Get to the Point

### *A Solidify Understanding Task*



CC BY photosteve101  
<https://flic.kr/p/9fNG8w>

Carlos and Clarita need to clean the storage shed where they plan to board the pets. They have decided to hire a company to clean the windows. After collecting the following information, they have come to you for help deciding which window cleaning company they should hire.

- *Sunshine Express Window Cleaners* charges \$50 for each service call, plus \$10 per window.
  - *“Pane”less Window Cleaners* charges \$25 for each service call, plus \$15 per window.
1. Which company would you recommend, and why? Prepare an argument to convince Carlos and Clarita that your recommendation is reasonable. (It is always more convincing if you can support your claim in multiple ways. How might you support your recommendation using a table? A graph? Algebra?)

Your presentation to Carlos reminds him of something he has been thinking about—how to find the coordinates of the points where the boundary lines in the “Pet Sitter” constraints intersect. He would like to do this algebraically since he thinks guessing the coordinates from a graph might be less accurate.

2. Write equations for the following two constraints.

- *Space*
- *Start-up Costs*

Find where the two lines intersect algebraically. Record enough steps so that someone else can follow your strategy.

3. Now find the point of intersection for the two time constraints.

- *Feeding Time*
- *Pampering Time*

## 5.7 Get to the Point – Teacher Notes

### *A Solidify Understanding Task*

**Purpose:** This task is designed to solidify graphical, numerical and algebraic strategies for solving a system of two linear equations. While the point of intersection on a graph represents the solution to the system, it can be difficult to identify the exact coordinates of this point of intersection. A table can provide an efficient “guess and check” strategy for closing in on the coordinates of a point of intersection when the coordinates are not integers. A table might also suggest an algebraic strategy: since we are looking for an input value for which both output values are the same, we can set the two equations equal to each other to find the  $x$ -value for which the two  $y$ -values are equal. Once this “set the equations equal to each other” strategy is established, the notion of substituting one of the expressions for  $y$  into the other equation can be suggested, since setting both equations equal to each other is equivalent to substituting one expression for  $y$  into the other equation. Solving a system of linear equations by substitution or by graphing are both part of the grade 8 CCSSM standards, and therefore, this task should help remind students of the work they have done previously. This task sets the stage for solving systems of linear equations by elimination, which will be the topic of the next sequence of tasks.

**Core Standards Focus:**

**A.REI.6** Solve systems of linear equations exactly and approximately (e.g., with graphs), focusing on pairs of linear equations in two variables.

**Related Standards:** N.Q.2, A.CED.2, A.CED.2, A.REI.10

**Standards for Mathematical Practice of focus in the task:**

**SMP 2 – Reason abstractly and quantitatively**

**SMP 4 – Model with mathematics**

**SMP 8 – Look for and express regularity in repeated reasoning**

### **The Teaching Cycle:**

#### **Launch (Whole Class): Q1**

Read the initial window-cleaning context with the class, and point out the statement that the students should provide multiple representations to justify their recommendation as to which window cleaning company Carlos and Clarita should use.

#### **Explore (Small Group):**

Your students should already be familiar with strategies for finding the point of intersection of the two lines representing the window cleaning company costs based on the work with solving systems of linear equations in grade 8. The context points out an important issue—which company they should select depends on the number of windows in the storage shed. Since we don't know this number, the recommendation should be made in terms of this unknown amount. In this case, both companies charge \$100 to wash 5 windows. *"Pane"less Window Cleaners* is cheaper if the twins have fewer than 5 windows to be cleaned, and *Sunshine Express* is cheaper if they have more. Press students to explore graphical, numerical and algebraic solutions and to be able to describe the connections between each (see purpose statement above).

#### **Discuss (Whole Class):**

Begin by having a graph of the scenario presented in order to identify that the point of intersection determines the number of windows for which both companies would cost the same, and that the graph can be used to determine which company is cheaper on either side of the point of intersection.

Next examine a table showing an input column for the number of windows, and two columns for the amount charged by each company to clean that number of windows. Connect the row where the outputs are the same to the point of intersection on the graph. Add a row to this table to represent the general case, as follows. Note, also, the  $y$ -intercept of the lines represents the initial charge for each company, if no windows are cleaned.

Number of Windows	<i>Sunshine Express</i> Cost	<i>"Pane"less</i> Cost
0	50	25
1	60	40
2	70	55
3	80	70
4	90	85
5	100	100
6	110	115
7	120	130
$N$	$50 + 10N$	$25 + 15N$

Use this table to discuss how setting the two expressions  $50 + 10N$  and  $25 + 15N$  equal to each other would be equivalent to finding the row where both companies charge the same amount. This is also a substitution method if the expressions are treated as parts of the equations  $C = 50 + 10N$  and  $C = 25 + 15N$ . Then the expression  $50 + 10N$  can be substituted into the equation  $C = 25 + 15N$  for  $C$ . As possible, use student work to discuss each algebraic strategy.

**Launch (Whole Class): Q2 & Q3**

Have students turn their attention to solving for points where two of the “Pet Sitter” constraints intersect. While there are many points of intersection between various constraints, we will consider two such points in this task.

**Explore (Small Group):**

The coordinates of the point of intersection for the *space* and *start-up cost* constraints are not whole numbers. This should motivate an algebraic solution strategy. Students who are working with the constraints written in standard form may find a substitution strategy more efficient than solving both equations for a variable and setting them equal to each other. Watch for both algebraic strategies.

**Discuss (Whole Class):**

Make sure that both algebraic strategies for solving systems of two linear equations (i.e., substitution and setting expressions equal) get presented and discussed. Discuss the issue of the solution to the *space* and *start-up costs* system of equations not having whole number coordinates. While we can't have  $13 \frac{1}{3}$  dogs and  $6 \frac{2}{3}$  cats as a reasonable solution to the "Pet Sitters" scenario, this is the solution to the system of equations. As we have noticed, the solution to the contextualized situation may be a point in the interior of the region. However, it is important to note that this is an example of the modeling standard—we have decontextualized the situation to find a mathematical model that will help us reason about the "Pet Sitters" context. Eventually, any conclusions we make using the mathematical model will have to be interpreted in terms of the original context.

**Aligned Ready, Set, Go: Systems of Equations and Inequalities 5.7**

READY, SET, GO!

Name

Period

Date

**READY**

Topic: Pythagorean theorem

An easy way to check if a triangle contains a  $90^\circ$  angle (also called a right triangle) is to use the Pythagorean theorem. You may remember the theorem as  $a^2 + b^2 = c^2$ , where  $c$  is the length of the longest side (the hypotenuse) and  $a$  and  $b$  are the lengths of the two shorter sides.

Identify which lengths make a right triangle. Example: Given 5, 12, 13

Replace  $a$ ,  $b$ , and  $c$  with the numbers ( $5^2 + 12^2 = 13^2$ )  $\rightarrow$  ( $25 + 144 = 169$ )  $\rightarrow$  ( $169 = 169$ )

Since  $169 = 169$ , a triangle with side lengths of 5, 12, and 13 must be a right triangle.

**Do these numbers represent the sides of a right triangle? Write YES in the boxes that apply.**

1. 9, 40, 41	2. 3, 4, 5	3. 6, 7, 8	4. 20, 21, 29
5. 9, 12, 15	6. 10, 11, 15	7. 6, 8, 10	8. 8, 15, 17

**SET**

Topic: Solving systems of equations using substitution.

**Solve each system of equations using substitution. Check your solution in both equations.**

In this problem, substitute  $(x + 1)$  in place of  $y$  in the second equation.

$$9. \begin{cases} y = x + 1 \\ x + 2y = 8 \end{cases}$$

In this problem, substitute  $(3 + y)$  in place of  $x$  in the first equation.

$$10. \begin{cases} y + 2x = 7 \\ x = 3 + y \end{cases}$$

$$11. \begin{cases} x = 9 + 2y \\ 3x + 5y = 20 \end{cases}$$

$$12. \begin{cases} y = 2x - 4 \\ 3y + 21x = 15 \end{cases}$$



13. 
$$\begin{cases} x = -1 - 2y \\ 3x + 5y = -1 \end{cases}$$

14. 
$$\begin{cases} y = 2x - 3 \\ x + y = -5 \end{cases}$$

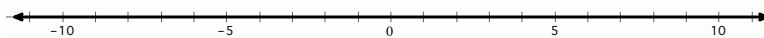
15. Tickets to a concert cost \$10 in advance and \$15 at the door. If 120 tickets were sold for a total of \$1390, how many of the tickets were purchased in advance?

**GO**

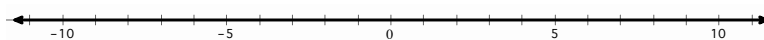
Topic: Solving one variable inequalities

**Solve the following inequalities. Write the solution set in *interval notation* and graph the solution set on a number line.**

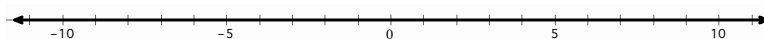
16.  $4x + 10 < 2x + 14$



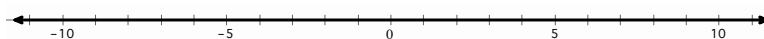
17.  $2x + 6 > 55 - 5x$



18.  $2\left(\frac{x}{4} + 3\right) > 6(x - 1)$



19.  $9x + 4 \leq -2\left(x + \frac{1}{2}\right)$



**Solve each inequality. Give the solution in *set builder notation* (e.g.  $\{x \in \mathbb{R} | x < 2\}$ ).**

20.  $-\frac{x}{3} > -\frac{10}{9}$

21.  $5x > 8x + 27$

22.  $\frac{x}{4} > \frac{5}{4}$

23.  $3x - 7 \geq 3(x - 7)$

24.  $2x < 7x - 36$

25.  $5 - x < 9 + x$

## 5.8 Shopping for Cats and Dogs

### *A Develop Understanding Task*



CC BY Mike Mozart  
<https://flic.kr/p/14EdVL>

Clarita is upset with Carlos because he has been buying cat and dog food without recording the price of each type of food in their accounting records. Instead, Carlos has just recorded the total price of each purchase, even though the total cost includes more than one type of food. Carlos is now trying to figure out the price of each type of food by reviewing some recent purchases.

As Carlos is examining the first set of purchases he realizes that he can figure out the cost of the individual items just by reasoning about the numbers and the assumption that the price of each item remained the same for each shopping trip. Clarita is surprised that Carlos can find the individual prices without using tables, graphs or algebra.

See if you can reason about these shopping scenarios as well as Carlos by figuring out the cost of each item purchased, without using tables, graphs or equations.

1. One week Carlos bought 3 bags of *Tabitha Tidbits* and 4 bags of *Figaro Flakes* for \$43.00. The next week he bought 3 bags of *Tabitha Tidbits* and 6 bags of *Figaro Flakes* for \$54.00. Based on this information, figure out the price of one bag of each type of cat food. Explain your reasoning.
2. One week Carlos bought 2 bags of *Brutus Bites* and 3 bags of *Lucky Licks* for \$42.50. The next week he bought 5 bags of *Brutus Bites* and 6 bags of *Lucky Licks* for \$94.25. Based on this information, figure out the price of one bag of each type of dog food. Explain your reasoning.
3. Carlos purchased 6 dog leashes and 6 cat brushes for \$45.00 for Clarita to use while pampering the pets. Later in the summer he purchased 3 additional dog leashes and 2 cat brushes for \$19.00. Based on this information, figure out the price of each item. Explain your reasoning.

4. One week Carlos bought 2 packages of dog bones and 4 packages of cat treats for \$18.50. Because the finicky cats didn't like the cat treats, the next week Carlos returned 3 unopened packages of cat treats and bought 2 more packages of dog bones. After being refunded for the cat treats, Carlos only had to pay \$1.00 for his purchase. Based on this information, figure out the price of each item. Explain your reasoning.
  
5. Carlos has noticed that because each of his purchases have been somewhat similar, it has been easy to figure out the cost of each item. However, his last set of receipts has him puzzled. One week he tried out cheaper brands of cat and dog food. On Monday he purchased 3 small bags of cat food and 5 small bags of dog food for \$22.75. Because he went through the small bags quite quickly, he had to return to the store on Thursday to buy 2 more small bags of cat food and 3 more small bags of dog food, which cost him \$14.25. Based on this information, figure out the price of each bag of the cheaper cat and dog food. Explain your reasoning.

Summarize the strategies you have used to reason about the price of individual items in the problems given above. What are some key ideas that seem helpful?

## 5.8 Shopping for Cats and Dogs – Teacher Notes

### *A Develop Understanding Task*

**Purpose:** In this task students surface key ideas and strategies that underpin the more formal algorithm for solving systems of linear equations by elimination, which will be examined in the next task. Each of these ideas and strategies can be justified in terms of reasoning about the total purchase prices of different combinations of the same two items:

- If you purchase the same amount of one of the items, then the difference in the purchase price is due to the difference in the amount of the other item purchased
- You can double, triple, cut in half, etc. the amount of items purchased and know that the purchase price is also doubled, tripled or cut in half
- You can add (or subtract) the amounts from two purchase together, and the new total purchase price will be the sum (or difference) of the individual purchases

The goal of these last two strategies is to obtain a situation that is like that described in the first bullet point where, in terms of the shopping context, if we buy the same amount of one item, but different amounts of the other, then the difference in the purchase price is due entirely to the item for which we purchased different amounts.

#### **Core Standards Focus:**

**A.REI.5** Prove that, given a system of two equations in two variables, replacing one equation by the sum of that equation and a multiple of the other produces a system with the same solutions.

**A.REI.6** Solve systems of linear equations exactly and approximately (e.g., with graphs), focusing on pairs of linear equations in two variables.

**Related Standards:** N.Q.1, A.SSE.1a, A.CED.2, A.CED.3

**Standards for Mathematical Practice of focus in the task:**

**SMP 1 – Make sense of problems and persevere in solving them**

**SMP 7 – Look for and make use of structure**

**Additional Resources for Teachers:**

The Standards for Mathematical Practice Prompt Cards available from Mathematics Vision Project can be used with this task. Have students focus on the prompts and sentence stems from cards 1 or 7 as they work, and use these prompts to support their language and explanations.

**The Teaching Cycle:**

**Launch (Whole Class):**

Read through the context about using shopping records to find the purchase price of individual items when only the purchase price of a combination of the items is known. Point out that in this task we will develop a new way to solve systems of linear equations in addition to the strategies we used in the previous task. Therefore, remind students that, like Carlos, they are to reason through these situations without resorting to graphs, tables or equations—just focusing on the numbers and the contexts. Encourage students to carefully record their arguments for how they know the price of a single item when examining two similar, but different, purchases of combinations of the same items.

**Explore (Small Group):**

Listen for students who are making sense of the scenarios through arguments such as the following:

- For problem #1, since Carlos bought the same number of bags of *Tabitha Tidbits*, the difference in the total cost must be due to the two extra bags of *Figaro Flakes*.
- For Problem #2, if we double the first purchase we get almost the second purchase, except we need to include one more bag of *Brutus Bites*, which would account for the difference in total cost.
- For Problem #3, if we double the second purchase we get almost the first purchase, except for 2 additional cat brushes, which would account for the difference in total cost.

- For problem #4, returning items is like making a negative purchase, so we bought 7 fewer packages of cat treats in the second purchase than we bought in the first purchase, so those 7 packages must account for the difference in the total cost.
- For problem #5, we need to think of possible related purchases so that the amount purchased of one of the items is the same for two different combinations of cat food and dog food. We could, for example, consider the total cost if Carlos had bought twice as much cat and dog food on Monday and three times as much of each on Thursday. Then he would have purchased 6 small bags of cat food on each day, and the difference in the total cost would be due to the extra bag of dog food purchased on Monday.

Make sure that students figure out the purchase price for each item in each scenario. This will require them to substitute the price of the first item they figure out back into the context to find the price of the second item.

**Discuss (Whole Class):**

In addition to discussing a few of the problems (e.g., perhaps the first 3 questions, as time permits), ask students to generate a list of key ideas that helped them to solve each scenario. The list of key ideas should include:

- If the number of one type of item is the same in both purchases, then the difference in total cost is due to the difference in the number of the second item purchased.
- If we know the total cost of a combination of two items, we know the total cost of buying twice as much, or three times as much, or any other multiple of the original purchase.
- Two different combinations of the same items can be added together (i.e., purchased together) and the total cost will be the sum of the costs of each separate purchase.

In the next task students will make these ideas more algebraic by writing the different purchases as systems of equations and using this intuitive reasoning to solve the system.

**Aligned Ready, Set, Go: Systems of Equations and Inequalities 5.8**

READY, SET, GO!

Name

Period

Date

**READY**

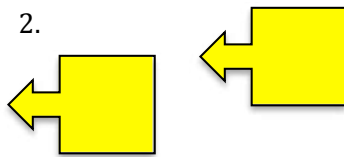
Topic: Transformations

Each set of pictures below shows a transformation from a “pre-image” to an “image.” The word *transformation* in mathematics refers to how a figure can be moved. You might know transformations as “slide, flip, or turn” or by their formal names. Identify the transformation between the two figures by writing *slide*, *flip*, or *turn* next to the pair of images.

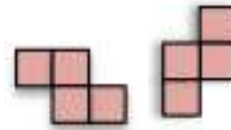
1.



2.



3.



4.



5.



6.

**SET**

Topic: Using equivalence to solve systems of equations

7. Mike and Gavin visited the amusement park with their science class on a school physics day. Their tickets were stamped each time they went on a ride. Mike and Gavin spent the entire afternoon going on their two favorite rides, the Rollercoaster and the Gravity free-fall. At the end of the day their tickets were stamped as shown.

What was the cost to ride on the Rollercoaster?

What was the cost to ride on the Gravity free-fall?

**Physics Day Rides**

Rollercoaster ✓ ✓ ✓

Gravity free-fall ✓ ✓ ✓

Total \$36.00

Mike's ticket

**Physics Day Rides**

Rollercoaster ✓ ✓

Gravity free-fall ✓ ✓ ✓

Total \$29.50

Gavin's ticket

8. Mallory and Meg also attended the physics day with their school. Their favorite rides were Splash Mountain and the Centrifugal Chamber. Here are their stamped tickets at the end of the day. Find the cost of each ride.

Mallory's ticket

Physics Day Rides	
Splash Mtn.	✓ ✓ ✓ ✓
Centrifugal Ch.	✓ ✓
Total \$39.50	

Meg's ticket

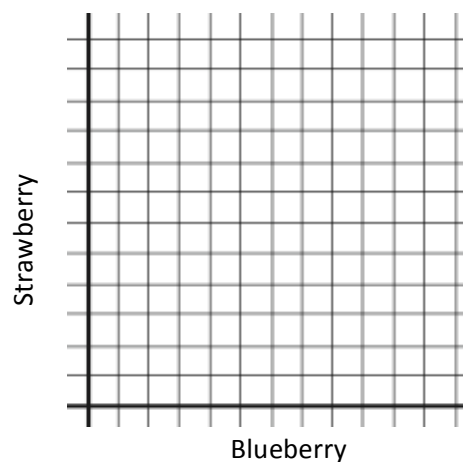
Physics Day Rides	
Splash Mtn.	✓ ✓ ✓
Centrifugal Ch.	✓ ✓ ✓ ✓
Total \$42.75	

GO

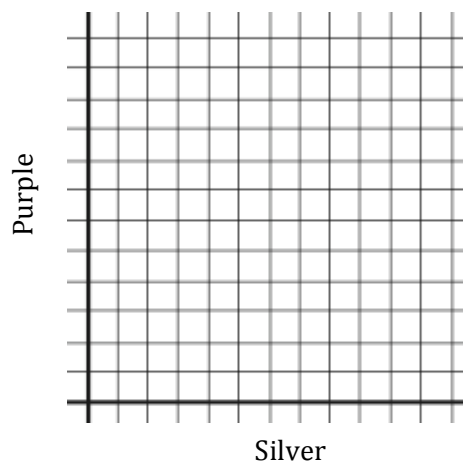
Topic: Graphing two variable, linear inequalities

**Write an inequality to describe the given context. Graph each inequality on the provided grid. Then make a table that shows at least 3 possible combinations that will work for each situation.**

9. Dion has enough money to buy up to eight yogurts. His favorite flavors are blueberry and strawberry.



10. Shaniqua is buying a balloon bouquet. Her favorite colors are silver and purple. The silver balloons cost \$1.00 and the purple balloons cost \$0.80. How many of each color of balloon can she put in her bouquet if she doesn't spend more than \$20 on her bouquet?





## 5.9 Can You Get to the Point, Too?



### *A Solidify Understanding Task*

#### **Part 1**

In “Shopping for Cats and Dogs,” Carlos found a way to find the cost of individual items when given the purchase price of two different combinations of those items. He would like to make his strategy more efficient by writing it out using symbols and algebra. Help him formalize his strategy by doing the following:

- For each scenario in “Shopping for Cats and Dogs” write a **system of equations** to represent the two purchases.
- Show how your strategies for finding the cost of individual items could be represented by manipulating the equations in the system. Write out intermediate steps symbolically, so that someone else could follow your work.
- Once you find the price of one of the items in the combination, show how you would find the price of the other item.

#### **Part 2**

Writing out each system of equations reminded Carlos of his work with solving systems of equations graphically. Show how the following scenario from “Shopping for Cats and Dogs” can be represented graphically, and how the cost of each item shows up in the graphs.

*Carlos purchased 6 dog leashes and 6 cat brushes for \$45.00 for Clarita to use while pampering the pets. Later in the summer he purchased 3 additional dog leashes and 2 cat brushes for \$19.00. Based on this information, figure out the price of each item.*

## 5.9 Can You Get to the Point, Too? – Teacher Notes

### *A Solidify Understanding Task*

**Purpose:** This task solidifies the strategies for solving systems of equations that surfaced during the previous task. Students will begin by writing a system of equations to represent the shopping scenarios. Students will recognize that we can obtain an equivalent system of equations by replacing one or both equations in the system using one of the following steps:

- Replace an equation in the system with a constant multiple of that equation
- Replace an equation in the system with the sum or difference of the two equations
- Replace an equation with the sum of that equation and a multiple of the other

The goal of these steps is to obtain a system of equations in which the coefficient of one of the variables is the same in both equations. Then, when we subtract one of the equations from the other, we will obtain an equation that contains only one variable. This equation can be solved for its variable and the result can be substituted back into one of the original equations to obtain an equation that can be solved for the other variable.

#### **Core Standards Focus:**

**A.REI.5** Prove that, given a system of two equations in two variables, replacing one equation by the sum of that equation and a multiple of the other produces a system with the same solutions.

**A.REI.6** Solve systems of linear equations exactly and approximately (e.g., with graphs), focusing on pairs of linear equations in two variables.

**Related Standards:** **N.Q.1, A.SSE.1a, A.CED.2, A.CED.3**

**Standards for Mathematical Practice of focus in the task:**

**SMP 7 – Look for and make use of structure**

**SMP 8 – Look for and express regularity in repeated reasoning**

**Additional Resources for Teachers:**

The Standards for Mathematical Practice Prompt Cards available from Mathematics Vision Project can be used with this task. Have students focus on the prompts and sentence stems from cards 7 or 8 as they work, and use these prompts to support their language and explanations.

**The Teaching Cycle:**

**Launch (Whole Class):**

Provide a model of how students might work with systems of equations using the intuitive reasoning they developed in the previous task by working through scenario 1 from “Shopping for Cats and Dogs” together. Write out the system using equations in standard form:

$$\begin{cases} 3T + 4F = 43.00 \\ 3T + 6F = 54.00 \end{cases}$$

Since the coefficients of  $T$  are the same in both equations, we will subtract equation #1 from equation #2 to get  $2F = 11.00$ . We can solve this equation for  $F$  by dividing both sides of the equation by 2 to get  $F = 5.50$ , which must be the price of a bag *Figaro Flakes*. We can substitute this amount into either equation to solve for the price of *Tabitha Tidbits*. For example, substituting 5.50 into the first equation for  $F$  yields  $3T + 22.00 = 43.00$ . Therefore,  $3T = 21.00$ , or  $T = 7.00$ .

**Explore (Small Group):**

Watch and listen for the ways students write and solve the systems of equations represented in each of the other scenarios. Encourage them to connect their intuitive reasoning with the shopping scenarios to the symbolic reasoning with variables. Part 2 of the task gives students an opportunity to connect this work to solving a system of linear equations graphically.

**Discuss (Whole Class):**

Invite students to articulate a general strategy for solving systems of equations by eliminating a variable. Record the ways we can obtain new, equivalent systems of equations by using the procedures listed in the purpose statement above. Help students identify that the goal of writing equivalent systems is to obtain a system of equations in which the coefficient of one of the variables is the same in both equations. Point out that once we have determined the value of one of the items we can solve for the value of the other item by substitution.

Given time, it might be beneficial to have students demonstrate this strategy with one of the more challenging systems from the “Pet Sitters” context, such as the following system that involves the *space* constraint and the *pampering time* constraint.

$$\begin{cases} 24x + 6y = 360 \\ \frac{1}{3}x + \frac{4}{15}y = 8 \end{cases}$$

One possible strategy for solving this system would be to multiply the bottom equation by 15 to obtain whole number coefficients.

$$\begin{cases} 24x + 6y = 360 \\ 5x + 4y = 120 \end{cases}$$

Then multiply the top equation by 4 and the bottom equation by 6 to get the  $y$ -coefficient the same in both equations.

$$\begin{cases} 96x + 24y = 1440 \\ 30x + 24y = 720 \end{cases}$$

Subtracting the bottom equation from the top yields the single variable equation  $66x = 720$ .

Solving this equation for  $x$  gives  $x = \frac{720}{66} = 10\frac{10}{11}$ . The complete solution is  $(10\frac{10}{11}, 16\frac{4}{11})$ .

Fortunately, this is not one of the important points of intersection in the “Pet Sitters” context, since it lies outside the feasible region.

**Aligned Ready, Set, Go: Systems of Equations and Inequalities 5.9**

READY, SET, GO!

Name \_\_\_\_\_

Period \_\_\_\_\_

Date \_\_\_\_\_

### READY

Topic: Matching definitions of geometric figures.

**Match the name of the figure with its geometric definition.**

a. isosceles triangle	b. equilateral triangle	c. scalene triangle	d. right triangle
e. rectangle	f. rhombus	g. square	h. trapezoid

1. \_\_\_\_\_ A quadrilateral with only one pair of parallel sides.
2. \_\_\_\_\_ All of the sides of this triangle are the same length.
3. \_\_\_\_\_ All of the sides of this quadrilateral are the same length.
4. \_\_\_\_\_ This triangle has exactly one right angle.
5. \_\_\_\_\_ This quadrilateral has four right angles.
6. \_\_\_\_\_ None of the sides of this triangle are the same length.
7. \_\_\_\_\_ This quadrilateral is both #3 and #5.
8. \_\_\_\_\_ Only two sides of this triangle are the same length.

### SET

Topic: Solving systems of equations by elimination

**Solve each system of equations using *elimination of a variable*. Check your solution.**

$$9. \begin{cases} 2x + y = 3 \\ 2x + 2y = 2 \end{cases}$$

$$10. \begin{cases} 2x + 5y = 3 \\ x + 5y = 6 \end{cases}$$

$$11. \begin{cases} 2x + 0.5y = 3 \\ x + 2y = 8.5 \end{cases}$$

$$12. \begin{cases} 3x + 5y = -1 \\ x + 2y = -1 \end{cases}$$

13. 
$$\begin{cases} 3x + 5y = -3 \\ x + 2y = -\frac{4}{3} \end{cases}$$

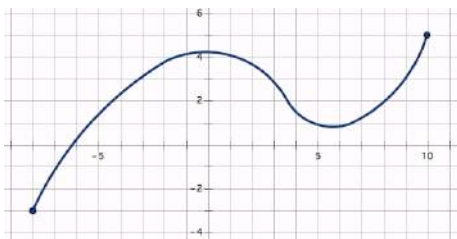
14. A 150-yard pipe is cut to provide drainage for two fields. If the length of one piece ( $a$ ) is three yards less than twice the length of the second piece ( $b$ ), what are the lengths of the two pieces?

## GO

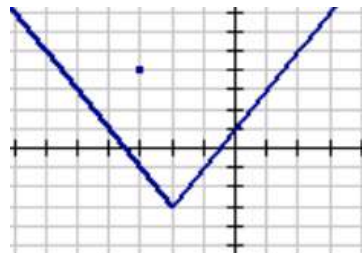
Topic: Identifying functions

**For each graph determine if the relationship represents a function. If it is a function, write yes. If it is not a function, explain why it is not.**

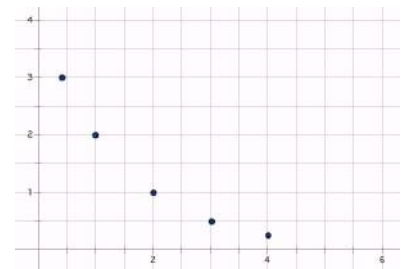
15.



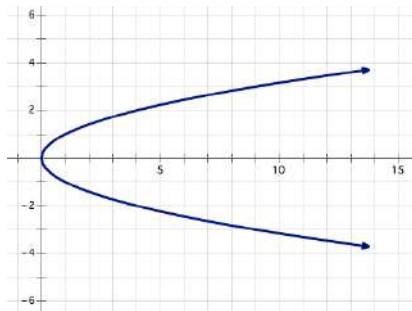
16.



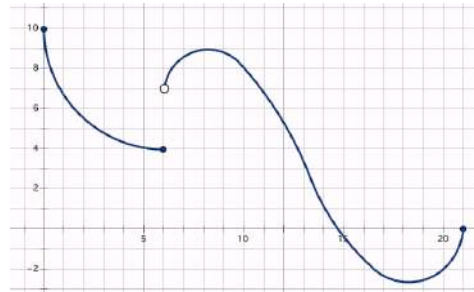
17.



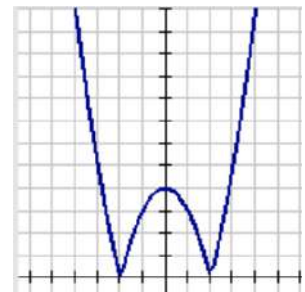
18.



19.



20.





## 5.10 Taken Out of Context

### *A Practice Understanding Task*

Write a shopping scenario similar to those in “Shopping for Cats and Dogs” to fit each of the following systems of equations. Then use the elimination of variables method you invented in “Can You Get to the Point, Too” to solve the system. Some of the systems may have interesting or unusual solutions. See if you can explain them in terms of the shopping scenarios you wrote.

$$1. \quad \begin{cases} 3x + 4y = 23 \\ 5x + 3y = 31 \end{cases}$$

$$2. \quad \begin{cases} 2x + 3y = 14 \\ 4x + 6y = 28 \end{cases}$$

$$3. \quad \begin{cases} 3x + 2y = 20 \\ 9x + 6y = 35 \end{cases}$$

$$4. \quad \begin{cases} 4x + 2y = 8 \\ 5x + 3y = 9 \end{cases}$$

5. Three of Carlos and Clarita’s friends are purchasing school supplies at the bookstore. Stan buys a notebook, three packages of pencils and two markers for \$7.50. Jan buys two notebooks, six packages of pencils and five markers for \$15.50. Fran buys a notebook, two packages of pencils and two markers for \$6.25. How much do each of these three items cost?

Explain in words or with symbols how you can use your intuitive reasoning about these purchases to find the price of each item.

## 5.10 Taken Out of Context – Teacher Notes

### *A Practice Understanding Task*

**Purpose:** This task gives students practice in solving systems of two linear equations in two variables. In addition, a couple of ideas that have not been examined in this module will arise. One of the systems has no solutions (an inconsistent system) since the lines are parallel. One of the systems has an infinite set of solutions—all the points on the line (a dependent system)—since both equations actually describe the same line. Students should note how to identify equivalent forms of the same line when written in standard form, as well as how to identify parallel lines when written in standard form.

In the final part of the task students extend the strategy for solving a system of linear equations to a situation that contains three equations and three unknowns. This work provides additional practice with the conceptual ideas of solving a linear system of equations.

#### **Core Standards Focus:**

**A.REI.6** Solve systems of linear equations exactly and approximately (e.g., with graphs), focusing on pairs of linear equations in two variables.

#### **Standards for Mathematical Practice:**

**SMP 2 – Reason abstractly and quantitatively**

**SMP 8 – Look for and express regularity in repeated reasoning**

#### **The Teaching Cycle:**

#### **Launch (Whole Class):**

Point out that while the systems provided in questions 1-4 do not come from a context, we can impose a context, such as the shopping scenario suggested in the instructions, to create a story that



can help us reason through the mathematics of solving the system, particularly as unusual situations arise that may seem confusing when working only with the equations.

Point out also that question 5 will ask students to extend the intuitive reasoning of the “shopping scenario” to purchases involving combinations of three items.

**Explore (Small Group):**

Problems 1 and 4 are straightforward; they can be solved using the strategies developed and reviewed in this module. Some students may choose to use only a graphical or substitution method. Allow these methods to be used as a check on their work, but encourage all students to practice the elimination method.

Ask students to explain the dilemmas that occur when solving problems 2 and 3 algebraically using the shopping scenario. (Possible explanation for #2: Since we bought exactly twice as much, the prices of the individual items cannot be determined. Any combination of prices that will make the first equation true will also make the second equation true, so the solution to the system is the whole collection of ordered-pairs that satisfy either equation. Possible explanation for #3: We purchased three times as much in the second purchase than in the first, but the total cost was not three times as much. This suggests that the way the total cost was determined in the second purchase was inconsistent with the way the total price was determined in the first purchase—perhaps a large discount in the price of one or both of the items. We cannot determine the price of either item, since the prices did not remain consistent throughout the scenario.)

While a graphical method can be used to check the reasonableness of the solutions to the systems in problems 1 and 4, it provides additional insight into what is happening in problems 2 or 3. Encourage “fast finishers” to graph #2 and #3 to present during the whole class discussion.

**Discuss (Whole Class):**

Unless students have encountered difficulty with solving questions 1 and 4, you can focus the discussion on the new issues that arise in questions 2, 3 and 5. For each of problems 2 and 3, have students explain what is happening using a graphical method and a verbal description of the

associated shopping scenario. In #2 students should note that while the graphs of the lines are the same, the shopping scenarios represented by the equations are not, although the one purchase is just a constant multiple of the other. Attempting to use the elimination method would result in both variables and the total cost being eliminated, resulting in the identity  $0 = 0$ . In #3 students should note that the lines are parallel by examining the slope-intercept form of the two lines, and recognize that this results because the coefficients of  $x$  and  $y$  in the two equations are proportional, but the total costs are not.

Have students share their intuitive reasoning on #5, and then connect this to the algebraic work of solving the system of three equations in three variables by elimination.

$$\begin{array}{l} \text{Stan} \\ \text{Jan} \\ \text{Fran} \end{array} \left\{ \begin{array}{l} n + 3p + 2m = 7.50 \\ 2n + 6p + 5m = 15.50 \\ n + 2p + 2m = 6.25 \end{array} \right.$$

Since Stan bought almost the same items as Fran, the difference in the total cost is due entirely to the additional package of pencils, which must cost \$1.25. If you double Stan's purchase it will be almost the same as Jan's, except Jan would have purchased one more marker for \$0.50. Now that we know the price of two of the items we can find the price of the third. Stan purchased 3 packages of pencils for \$3.75 and 2 markers for \$1.00, so a notebook must cost \$2.75. These prices also check in the other two purchases.

Algebraically, if we subtract Fran's equation from Stan's we get  $p = 1.25$ . If we double Stan's equation and subtract it from Jan's we get  $m = 0.50$ . We can substitute these values into any one of the three equations to solve for  $n$ . There are other algebraic ways we could approach this system, such as eliminating  $n$  in two of the equations to form a new  $2 \times 2$  system. It is not necessary to formalize this strategy in this course.

### **Aligned Ready, Set, Go: Systems of Equations and Inequalities 5.10**

READY, SET, GO!

Name

Period

Date

**READY**

Topic: System of inequalities

**For each of the systems of inequalities, determine if the given coordinates are solutions to the system. (Show your work.)**

1. $\begin{cases} y \leq 3x - 5 \\ y \geq x + 2 \end{cases}$	2. $\begin{cases} y > -2x + 9 \\ y \geq 5x - 6 \end{cases}$	3. $\begin{cases} y < -\frac{1}{2}x + 9 \\ y > 6x - 10 \end{cases}$
a. (6, 10)	a. (-2, -5)	a. (-2, -5)
b. (1, 4)	b. (-1, 12)	b. (7, 3)
c. (8, 15)	c. (5, 0)	c. (-8, 10)

**SET**

Topic: Determining the number of solutions in a system of equations

**Write each equation in slope-intercept form. Based on slope-intercept form of the equations determine whether the system of equations has zero, one, or infinitely many solutions. How do you know?**

4. $3x - 4y = 13$  $y = -3x - 7$	5. $3x - 3y = 3$  $x - y = 1$	6. $0.5x - y = 30$  $0.5x - y = -30$	7. $4x - 2y = -2$  $3x + 2y = -12$
How many solutions?	How many solutions?	How many solutions?	How many solutions?
How do you know?	How do you know?	How do you know?	How do you know?

**Solve each system. Write your solution as an ordered pair or indicate if it has no solutions or infinitely many solutions.**

8.  $\begin{cases} x + 4y = 6 \\ x + y = 3 \end{cases}$

9.  $\begin{cases} 2x + y = 5 \\ y = x - 4 \end{cases}$

10.  $\begin{cases} y = 2x + 1 \\ 2x - y + 1 = 0 \end{cases}$

$$11. \begin{cases} 4y - 5x = 9 \\ x - 4y = 11 \end{cases}$$

$$12. \begin{cases} y = x - 1 \\ -x + y = 4 \end{cases}$$

$$13. \begin{cases} -2x + 5y = -1 \\ 3x + 2y = 11 \end{cases}$$

$$14. \begin{cases} -3x + 4y = 12 \\ 2x + y = -8 \end{cases}$$

$$15. \begin{cases} 9x - 3y = 3 \\ 3x + 8y = -17 \end{cases}$$

$$16. \begin{cases} -7x + y = -2 \\ 7x - y - 2 = 0 \end{cases}$$

$$17. \begin{cases} 2y = x + 2 \\ -\frac{1}{2}x + y = 1 \end{cases}$$

$$18. \begin{cases} 2y = 2x - 2 \\ -\frac{1}{2}x + \frac{1}{2}y = 1 \end{cases}$$

$$19. \begin{cases} -2y = 4x + 2 \\ 8x - 4y = -4 \end{cases}$$

$$20. \begin{cases} x + y = 2x + 5 \\ x + y = 6y - 9 \end{cases}$$

$$21. \begin{cases} 5x = -y \\ 5x + 2y = 30 \end{cases}$$

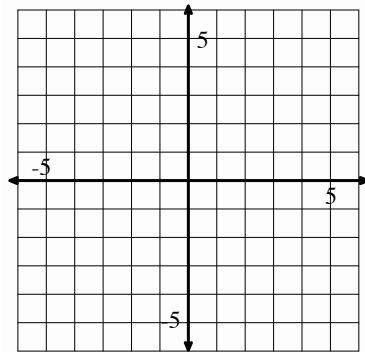
$$22. \begin{cases} 3x + 8y = 9y - 6 \\ 9x - 3y = 3 \end{cases}$$

**GO**

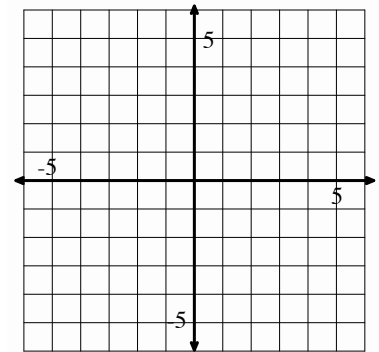
Topic: graphing two variable inequalities

**Graph the following inequalities. Justify the region you shade by showing at least one point in the region as being a solution to each inequality.**

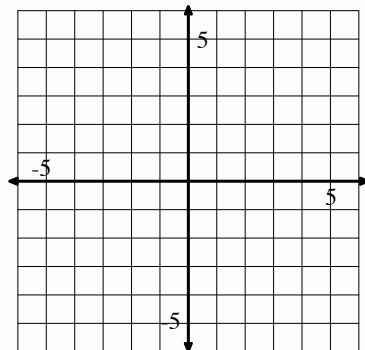
23.  $3x - 4y \geq 12$



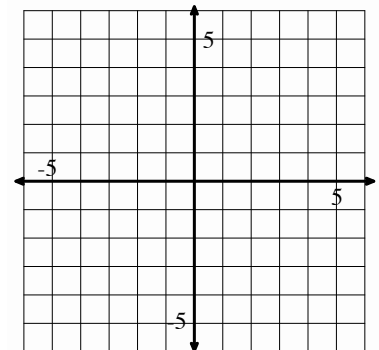
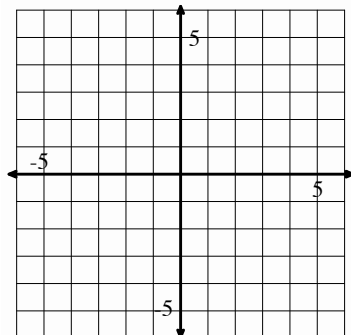
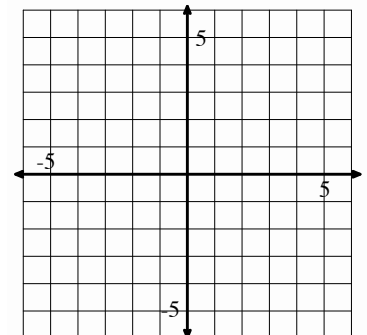
24.  $x + 6y < 6$



25.  $6x + 5y > 1$



26.  $x - \frac{1}{2}y \geq 3$

27. On the same set of axes graph  
 $y < x + 2$  and  $y > x + 5$ .Do the solution sets of these two  
inequalities share any points?  
Explain.28. On the same set of axes graph  
 $y < x + 2$  and  $y < x + 5$ .Do the solution sets of these two  
inequalities share any points?  
Explain.

This book is shared online by Free Kids Books at <https://www.freekidsbooks.org> in terms of the creative commons license provided by the publisher or author.

Want to find more books like this?



<https://www.freekidsbooks.org>

Simply great free books -

Preschool, early grades, picture books, learning to read,  
early chapter books, middle grade, young adult,

Pratham, Book Dash, Mustardseed, Open Equal Free, and many more!

**Always Free – Always will be!**

**Legal Note:** This book is in CREATIVE COMMONS - Awesome!! That means you can share, reuse it, and in some cases republish it, but only in accordance with the terms of the applicable license (not all CCs are equal!), attribution must be provided, and any resulting work must be released in the same manner.

Please reach out and contact us if you want more information:

<https://www.freekidsbooks.org/about> Image Attribution: Annika Brandow, from You! Yes You! CC-BY-SA. This page is added for identification.