

**PRATHAM
BOOKS**

A Book in Every Child's Hand

Handmade in India

Author: Olivia Fraser

Illustrator: Olivia Fraser

Level 4

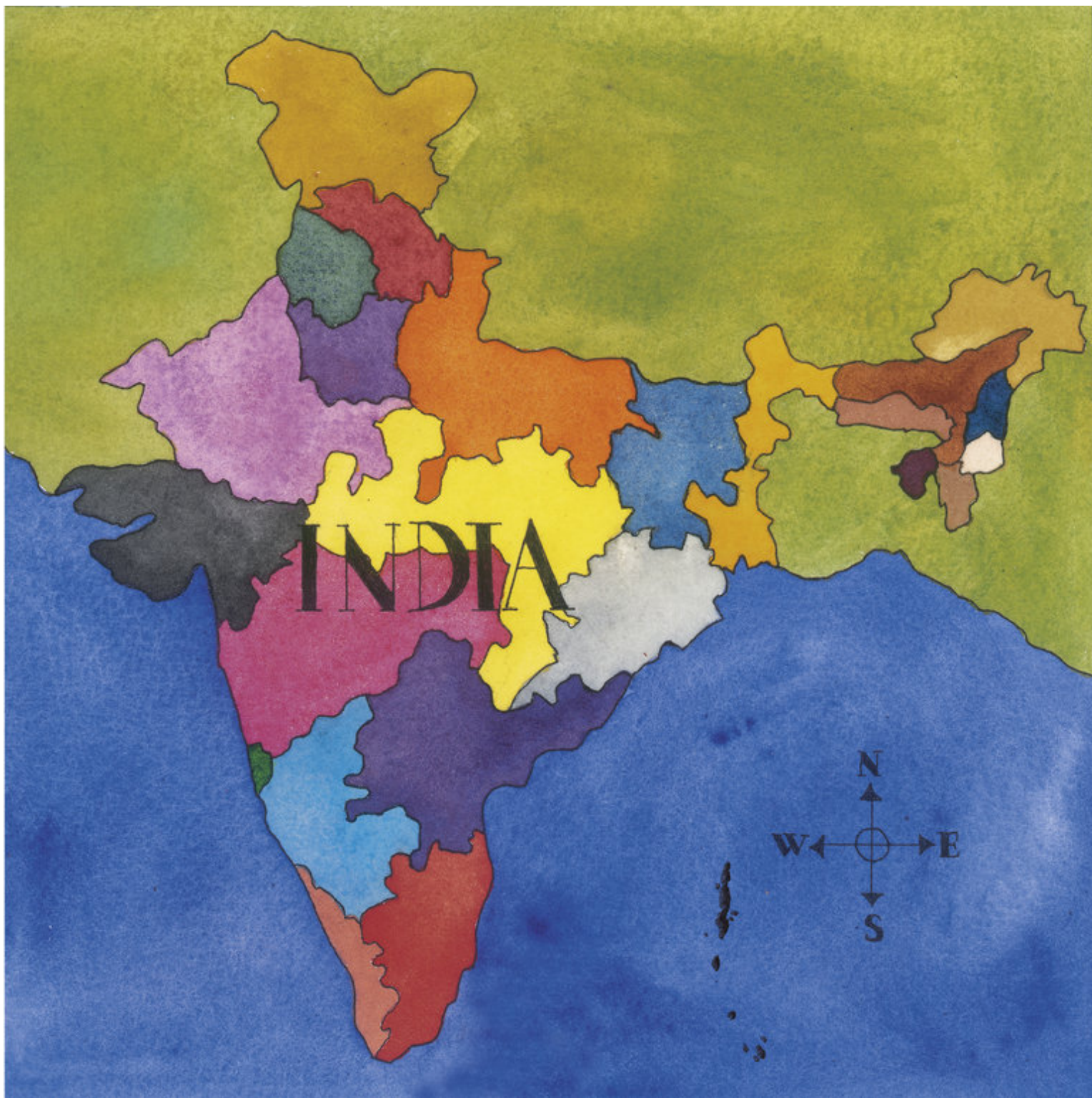


If you travel around India from **NORTH** to **SOUTH** and from **EAST** to **WEST**, you will see people making things everywhere - in the fields, beside the road, in open doorways, and on verandahs.

They make things to eat, to wear, to sell and to help build India and its people.

And it's all there for everyone to see...

** Map of India on next page not to scale*





Olivia Fraser 2000


Here are two Himachali women I met when I was walking in the Himalayan Mountains in **Himachal Pradesh** in the **NORTH**.



Do you know what these women are doing?

I have painted them with sheep because they are using **SHEEP'S WOOL** for what they are making. One woman **SPINS** the wool to make it into an even thread. The other is **KNITTING** a multi-coloured, woolly jumper. Wool can be dyed all the colours of the rainbow. But I rather like the woman who is wearing a natural coloured outfit-it's the same colour as the brown sheep.





This is a sight you see all over India :

Women collecting water from a well to drink and cook with. These women are from **Haryana** in the **NORTH**.



Well water is usually the cleanest and safest water to drink as it comes straight from deep under the ground, far from all the pollution that can seep into surface water. These women are wearing the typical North Indian dress- the **Salwar Kameez**. Look at how well they balance two pots of water on their heads.

Could you do that?





dhruv firsi 2000

I saw this man at work sitting outside his workshop in **Karnataka** in the **SOUTH**. He is a sculptor and he is using a hammer and a chisel to make an image of a god out of stone.

Can you guess which one?*



I have painted all the tools he uses for his work. I think they make interesting shapes all lined up together. Surrounding him are other sculptures he has made - of animals and people.

Do you recognize any of them?





On the edge of a forest in **KARNATAKA**

I came across these women collecting **FIREWOOD**.


They are wandering gypsies from a tribe called the **BANJARA** tribe.


Look at the heavy jewellery they wear.

But even **HEAVIER** must be these huge bundles
of sticks they are carrying.

Can you see how they have wound up pieces of cloth into a tight
circle and placed it on their heads to help them balance the load? This
also protects them from any thorns or spikes the sticks may have.

Can you guess what fruit is growing on the trees?






These women are also from **KARNATAKA** and they are helping MAKE one of the most important things to eat in India - **RICE**.

Rice grows in flooded fields called **PADDY FIELDS** . Here the women are ankle deep in the paddies replanting the **RICE SAPLINGS** at regular intervals so that the rice will grow strong and healthy.

Can you see how the women have tied up their sarees so that their clothes don't get wet in the water?

I think their backs must ache by the end of the day, don't you?





I saw these men mending a railway track in **Goa** on the **SOUTH-WEST** coast of India.

Can you see all the different tools they use?



I like the fact that the workers' uniforms use the colours of the Indian flag:
orange, white and green.

Can you see the man who is in charge of all the workers?

I made the railway into the shape of a clock as trains have to be on time.





ohna fraser



I visited a village in **Odisha** in the **EAST** entirely made up of craftspeople.

Everybody was sitting outside their houses and workshops **MAKING** things. This lady is a papier-mache painter. She has painted, amongst other things, some brightly coloured images of **JAGANNATH**.

Do you know who he is?

He is **Krishna** by another name.

Look at all the different patterns and the different colours the painter uses.

She hopes to sell her wares to tourists and pilgrims.

I like her elephant masks best, do you?





divia fraser 3



Beside a dusty village road in **Bengal** in the **EAST**, I came upon this man - called a '**thathera**'* - beating tin strips into a bucket shape.

First he decorated the tin by puncturing holes in its surface with a pin to make interesting patterns. Then he rolled the metal into a cylinder (as he is doing here) and making a great racket, he bashed the two ends together with small pins. Finally he attached the base of the bucket in the same way.

They look very pretty, don't you think?

**This is the word in Hindi*





These people are making **BRICKS**.

I like the way the name stamped on the brick is **GOLD**, as if they were nuggets of gold instead of bricks made out of baked earth.

Here the women are taking some specially prepared **BRICK CLAY** and are shaping it in the rectangular wooden moulds. They slice off any excess clay with a strip of metal. Bricks are baked in a special oven called a **KILN** and the entire process of making a brick takes **25 DAYS**.

These ovens have tall, thin, tower-like chimneys. **You can see these CHIMNEYS all over India, dotting the countryside.**

I saw these brickmakers in **BENGAL**.







Travelling through **BENGAL**, I passed a lot of small, round ponds called **Pukurs**. There I saw these **FISHERWOMEN** carrying their round **NETS** with the day's catch in the little **BASKETS** which they strap to their heads.

I watched them catch fish. A group of women stood up to their waists in **WATER**, forming a row in the pond. They each splashed the water vigorously holding the bamboo rim of their nets. Then, altogether, they would dip their nets lower into the water, and, altogether, scoop up any fish.

I have painted the fish their actual size.

People like to eat them fried and crispy.

Would you?






Shiva Fraser 2000

I went to a wedding in **RAJASTHAN** in the **WEST** and I watched a huge wedding feast being prepared.



These women were **MAKING CHAPATIS**. They sat in a circle, each person helping with one stage of the chapati making. So the first lady sieved the flour through a metal sheet with lots of holes in it. Another, adding water, kneaded it into dough with her fist. The next separated the dough into little balls, ready for the final rolling out into a chapati shape.

A large plate of ready rolled chapatis was then whisked off into the kitchen to be cooked for the wedding feast.





shiva fischer 2001



These women are **ROAD BUILDERS**. I saw them flattening out some rocky ground in **RAJASTHAN**. They used their picks and shovels to help clear a pathway through the desert. Later, a proper road for cars and trucks will be laid down. These women come from the **RABARI** tribe in Rajasthan.

I was particularly struck by the colourful clothes they wore and the strength these women had to do this very hard work.

Which lady is wearing the most bangles?

And can you spot a tiffin box?



Story Attribution:

This story: Handmade in India is written by [Olivia Fraser](#) . © Pratham Books , 2004. Some rights reserved. Released under CC BY 4.0 license.


Other Credits:

'Handmade in India' has been published on StoryWeaver by Pratham Books. www.prathambooks.org

Illustration Attributions:

Cover page: [Traditional blue patterned background with image of Jagannath in corner](#) by [Olivia Fraser](#) © Pratham Books, 2004. Some rights reserved. Released under CC BY 4.0 license. Page 2: [Compass pointing in all four directions](#) by [Olivia Fraser](#) © Pratham Books, 2004. Some rights reserved. Released under CC BY 4.0 license. Page 3: [Map of India](#), by [Olivia Fraser](#) © Pratham Books, 2004. Some rights reserved. Released under CC BY 4.0 license. Page 4: [Two Himachali women knitting from sheep's wool](#), by [Olivia Fraser](#) © Pratham Books, 2004. Some rights reserved. Released under CC BY 4.0 license. Page 5: [Map of India highlighting Himachal Pradesh and two sheep in the corner](#), by [Olivia Fraser](#) © Pratham Books, 2004. Some rights reserved. Released under CC BY 4.0 license. Page 6: [Women from a village collecting water from a well and carrying pots on their heads](#), by [Olivia Fraser](#) © Pratham Books, 2004. Some rights reserved. Released under CC BY 4.0 license. Page 7: [Woman carrying a pot over her head and a map of India highlighting Haryana in the corner](#) by [Olivia Fraser](#) © Pratham Books, 2004. Some rights reserved. Released under CC BY 4.0 license. Page 8: [Sculptor using his tools to create idols of worship and influence](#) by [Olivia Fraser](#) © Pratham Books, 2004. Some rights reserved. Released under CC BY 4.0 license. Page 9: [Map of India highlighting Karnataka with sculpting tools in the corner](#) by [Olivia Fraser](#) © Pratham Books, 2004. Some rights reserved. Released under CC BY 4.0 license. Page 10: [Women carrying firewood in bundles over their heads](#) by [Olivia Fraser](#) © Pratham Books, 2004. Some rights reserved. Released under CC BY 4.0 license. Page 11: [A tree in the corner](#), by [Olivia Fraser](#) © Pratham Books, 2004. Some rights reserved. Released under CC BY 4.0 license.

Disclaimer: https://www.storyweaver.org.in/terms_and_conditions




Some rights reserved. This book is CC-BY-4.0 licensed. You can copy, modify, distribute and perform the work, even for commercial purposes, all without asking permission. For full terms of use and attribution, <http://creativecommons.org/licenses/by/4.0/>

Illustration Attributions:

Page 12: [Women working in paddy fields](#) by [Olivia Fraser](#) © Pratham Books, 2004. Some rights reserved. Released under CC BY 4.0 license. Page 13: [A woman working with egrets roaming around her](#), by [Olivia Fraser](#) © Pratham Books, 2004. Some rights reserved. Released under CC BY 4.0 license. Page 14: [Men working on a railway track](#), by [Olivia Fraser](#) © Pratham Books, 2004. Some rights reserved. Released under CC BY 4.0 license. Page 15: [Map of India highlighting Goa, and a man with a tool in the corner](#), by [Olivia Fraser](#) © Pratham Books, 2004. Some rights reserved. Released under CC BY 4.0 license. Page 16: [A craftsperson surrounded by the art she has created](#), by [Olivia Fraser](#) © Pratham Books, 2004. Some rights reserved. Released under CC BY 4.0 license. Page 17: [Map of India highlighting Orissa, and a Jagannath image in the corner](#), by [Olivia Fraser](#) © Pratham Books, 2004. Some rights reserved. Released under CC BY 4.0 license. Page 18: [A man making a bucket with tin strips, surrounded by his tools and creations](#), by [Olivia Fraser](#) © Pratham Books, 2004. Some rights reserved. Released under CC BY 4.0 license. Page 19: [Map of India highlighting Bengal, and some tools in the corners](#) by [Olivia Fraser](#) © Pratham Books, 2004. Some rights reserved. Released under CC BY 4.0 license. Page 20: [Three workers making and carrying bricks](#) by [Olivia Fraser](#) © Pratham Books, 2004. Some rights reserved. Released under CC BY 4.0 license. Page 21: [A bundle of bricks hanging from a stick on ropes](#) by [Olivia Fraser](#) © Pratham Books, 2004. Some rights reserved. Released under CC BY 4.0 license. Page 22: [Two women carrying huge fish nets](#) by [Olivia Fraser](#) © Pratham Books, 2004. Some rights reserved. Released under CC BY 4.0 license. Page 23: [Green background with fishes swimming in the corners](#), by [Olivia Fraser](#) © Pratham Books, 2004. Some rights reserved. Released under CC BY 4.0 license.

Disclaimer: https://www.storyweaver.org.in/terms_and_conditions




Some rights reserved. This book is CC-BY-4.0 licensed. You can copy, modify, distribute and perform the work, even for commercial purposes, all without asking permission. For full terms of use and attribution, <http://creativecommons.org/licenses/by/4.0/>

Illustration Attributions:

Page 24: [Different stages of making rotis through four women](#), by [Olivia Fraser](#) © Pratham Books, 2004. Some rights reserved. Released under CC BY 4.0 license.
Page 25: [Map of India highlighting Rajasthan, with a chakla and belan in the corners](#), by [Olivia Fraser](#) © Pratham Books, 2004. Some rights reserved. Released under CC BY 4.0 license.
Page 26: [Women building roads with shovels and picks](#) by [Olivia Fraser](#) © Pratham Books, 2004. Some rights reserved. Released under CC BY 4.0 license.
Page 27: [A woman carrying a dirt pan on her head](#) by [Olivia Fraser](#) © Pratham Books, 2004. Some rights reserved. Released under CC BY 4.0 license.
Page 28: [A map of India marking the four directions and animals specific to those parts](#), by [Olivia Fraser](#) © Pratham Books, 2004. Some rights reserved. Released under CC BY 4.0 license.

Disclaimer: https://www.storyweaver.org.in/terms_and_conditions



Some rights reserved. This book is CC-BY-4.0 licensed. You can copy, modify, distribute and perform the work, even for commercial purposes, all without asking permission. For full terms of use and attribution, <http://creativecommons.org/licenses/by/4.0/>

Handmade in India

(English)

Olivia Fraser has travelled around India painting for the past many years. This book has arisen from her observations of the vast colourful array of people she has come across during her travels.

This is a Level 4 book for children who can read fluently and with confidence.



Pratham Books goes digital to weave a whole new chapter in the realm of multilingual children's stories. Knitting together children, authors, illustrators and publishers. Folding in teachers, and translators. To create a rich fabric of openly licensed multilingual stories for the children of India and the world. Our unique online platform, StoryWeaver, is a playground where children, parents, teachers and librarians can get creative. Come, start weaving today, and help us get a book in every child's hand!

This book is shared online by Free Kids Books at <https://www.freekidsbooks.org>
in terms of the creative commons license provided by the publisher or author.

Want to find more books like this?



<https://www.freekidsbooks.org>

Simply great free books -

Preschool, early grades, picture books, learning to read,
early chapter books, middle grade, young adult,

Pratham, Book Dash, Mustardseed, Open Equal Free, and many more!

Always Free – Always will be!

Legal Note:

This book is in CREATIVE COMMONS - Awesome!! That means you can share, reuse it, and in some cases republish it, but only in accordance with the terms of the applicable license (not all CCs are equal!), attribution must be provided, and any resulting work must be released in the same manner.

Please reach out and contact us if you want more information: <https://www.freekidsbooks.org/about>

Image Attribution: Annika Brandow, from You! Yes You! CC-BY-SA.

This page is added for identification.