


DINOSAUR

Ages
4-8

MAZES

for Kids





DINOSAUR MAZE BOOK FOR KIDS

Maze Book for Families


**INCLUDING DOT-TO-DOTS AND
BONUS MAZES FOR PARENTS**



Illustrations by Simi Raghavan

Copyright © 2022 by Buzzing Bee Press

Contact: buzzingbeepress@gmail.com, www.buzzingbeepress.com



**See the bonus activity pages from the
Sneak Peek at the end of the book!**



Our scissor skills activity books help develop fine motor skills and hand-eye coordination through coloring and cutting.

**visit buzzingbeepress.com/scissorskills
or scan to access the complete
scissor skills series**



Teacher Tips - for Parents & Caregivers:

Create a Positive Learning Environment:



Try to find a time and quiet space that works best for you and your little one to focus together, even if for just 15-20 minutes. Keep your phone away if possible to help avoid distractions.

Promote a Growth Mindset: *All things are difficult before they are easy.* Thomas Fuller

Helping your child adopt a growth mindset will increase their confidence and improve their resilience.

How can you help?

1. Be Positive and Encouraging:

Young children need a whole lot of encouragement to help develop confidence. Provide positive reinforcement when they have learned something new and avoid unnecessary criticism.

When your child becomes frustrated, remain calm and encourage them to take 3 big breaths before resuming the activity. Let them know that becoming frustrated is a natural part of learning and that you will help them work through it.

Ex: Respond to:

I can't do this!



It is too hard.

with...



Well you haven't done it YET but you are working well so it will come."

2. Model the Growth Mindset Yourself:

Be enthusiastic. Show them how exciting and fun learning can be.

Focus on the learning experience that is taking place, not the result or performance.

Ex:

I haven't finished the maze YET but I will continue to try new routes



I wonder what will happen if I go there?

3. Ask them Questions about their Learning to Help them Reflect and Spark Curiosity.

Ex:

How did you do that?

Why did you choose that?



What if you decided to do this?

Allow these tips to help you develop a closer bond with your little one, while helping develop resilience and the confidence to learn new things.

Have fun!

THE ADVENTURE BEGINS:


Beau the Brontosaurus



Tag the T Rex




Tori the Triceratops



Parker the Pteradactol




Hunter the Hylaeosaurus



Mackenzie the Maxakalisaurus



and Ava the Albertosaurus



are all going on adventures through the Jurassic wilderness. Help them find their ways to different destinations without getting lost. At each destination they will find a clue word. To find the words they will have to make their way around erupting volcanoes, across dangerous rivers, and through storms. They will also have to out-smart packs of hungry raptors trying to find them along the way. If you lead them wisely, they will survive, if not, they will become lost or fall prey to the ravenous raptors, so lead them well!

Directions:

- **Complete the mazes in order. There are 4 levels with 7 kids' mazes per level as well as a total of 7 adult (Raptor) mazes. There is also a dot-to-dot to complete and color at the end of each level.**
- **Once a maze is complete, find the clue word at the end of the book with the solution.**
- **No peeking at words or solutions before hand!**
- **Do the dot-to-dots and color them in as you like.**
- **Once all mazes in a level are complete, put the clue words together to make the sentence. Parents and caregivers can help with writing out the sentence.**
- **Parents and caregivers, please join in for the adult mazes and assist with the clue words for some intellectual bonding time.**

Have fun!

LEVEL 1 MAZE 1

ADULT VERSUS CHILD MAZE CHALLENGE:


Hurry, the raptors are coming! Help Beau the Brontosaurus get to the forest to find his clue word before the raptors see him.



PARENT/CAREGIVER - LEVEL 1 MAZE 1

ADULT VERSUS CHILD MAZE CHALLENGE:

Help the ravenous raptors catch up to Beau the Brontosaurus before he gets to the forest. What clue word will they find?



Nice work! See the word and solution on page 55.

LEVEL 1 MAZE 2:


Help Tag the T-Rex get to the cave to find shelter before the storm comes. What clue word will he find?



Nice work! See the word and solution on page 51.

LEVEL 1 MAZE 3:

Tori the Triceratops is thirsty. Help her find her way to the river for some fresh water. What clue word will she find?



Nice work! See the word and solution on page 51.

LEVEL 1 MAZE 4

ADULT VERSUS CHILD MAZE CHALLENGE:

Hurry, the raptors are coming!

Help Parker the Pterodactyl find some delicious fish in the river before the Raptors see him. What clue word will he find?




Nice work! See the word and solution on page 51.

PARENT/CAREGIVER - LEVEL 1 MAZE 2

ADULT VERSUS CHILD MAZE CHALLENGE:


Help the ravenous raptors catch up to Parker the Pterodactyl before he leaves the river. What clue word will they find?



Nice work! See the word and solution on page 55.

LEVEL 1 MAZE 5:


Help Hunter the Hylaeosaurus find the right path to meet her family. What clue word will she find?



Nice work! See the word and solution on page 51.

LEVEL 1 MAZE 6:


Help Mackenzie the Maxakalisaurus escape the erupting volcano. What clue word will she find once she escapes?



Nice work! See the word and solution on page 51.

LEVEL 1 MAZE 7:

Help Ava the Albertosaurus make her way through the river valley to find lunch. What clue word will she find when she gets there?



Nice work! See the word and solution on page 51.
Parents and caregivers help write the words from level 1 as a sentence.
What does it say?


Congratulations on completing level 1!

Parents and caregivers please assist if needed.

Using the words found above the solutions on
page **51** write out the complete sentence below.


DOT-TO-DOT 1

Connect the dots to draw the dinosaurs. Color it in as you like.



LEVEL 2 MAZE 8:

Help Beau hike to the beautiful green pasture for a nap.
What clue word will he find when he gets there?



Nice work! See the word and solution on page 52.


LEVEL 2 MAZE 9

ADULT VERSUS CHILD MAZE CHALLENGE:

Hurry the raptors are coming!

Help Tag find some fresh meat before the raptors do.

What clue word will he find when he gets there?




Nice work! See the word and solution on page 52.

PARENT/CAREGIVER - LEVEL 2 MAZE 3

ADULT VERSUS CHILD MAZE CHALLENGE:


Help the ravenous raptors get to the fresh meat before Tag does. What clue word will they find?



Nice work! See the word and solution on page 55.

LEVEL 2 MAZE 10:


Help Tori find her triceratops friends on the other side of the mountain. What clue word will she find when she gets there?



Nice work! See the word and solution on page 52.

LEVEL 2 MAZE 11:

Help Parker fly to his nest to eat his fish. What clue word will he find when he gets there?




Nice work! See the word and solution on page 52.

LEVEL 2 MAZE 12

ADULT VERSUS CHILD MAZE CHALLENGE:

Help Hunter lead her family to the forest before the raptors find them. What clue word will she find when she gets there?




Nice work! See the word and solution on page 52.

PARENT/CAREGIVER - LEVEL 2 MAZE 4

ADULT VERSUS CHILD MAZE CHALLENGE:


Help the ravenous raptors get to Hunter's family before they reach the forest. What clue word will they find?



Nice work! See the word and solution on page 55.

LEVEL 2 MAZE 13:


Help Mackenzie find the river to help cool off after escaping the heat from the volcanic eruption. What clue word will she find when she gets there?



Nice work! See the word and solution on page 52.

LEVEL 2 MAZE 14:

Help Ava find a relaxing place to nap in the river valley.
What clue word will she find when she gets there?



Nice work! See the word and solution on page 52.

Parents and caregivers help write the words from level 1 as a sentence.

What does it say?

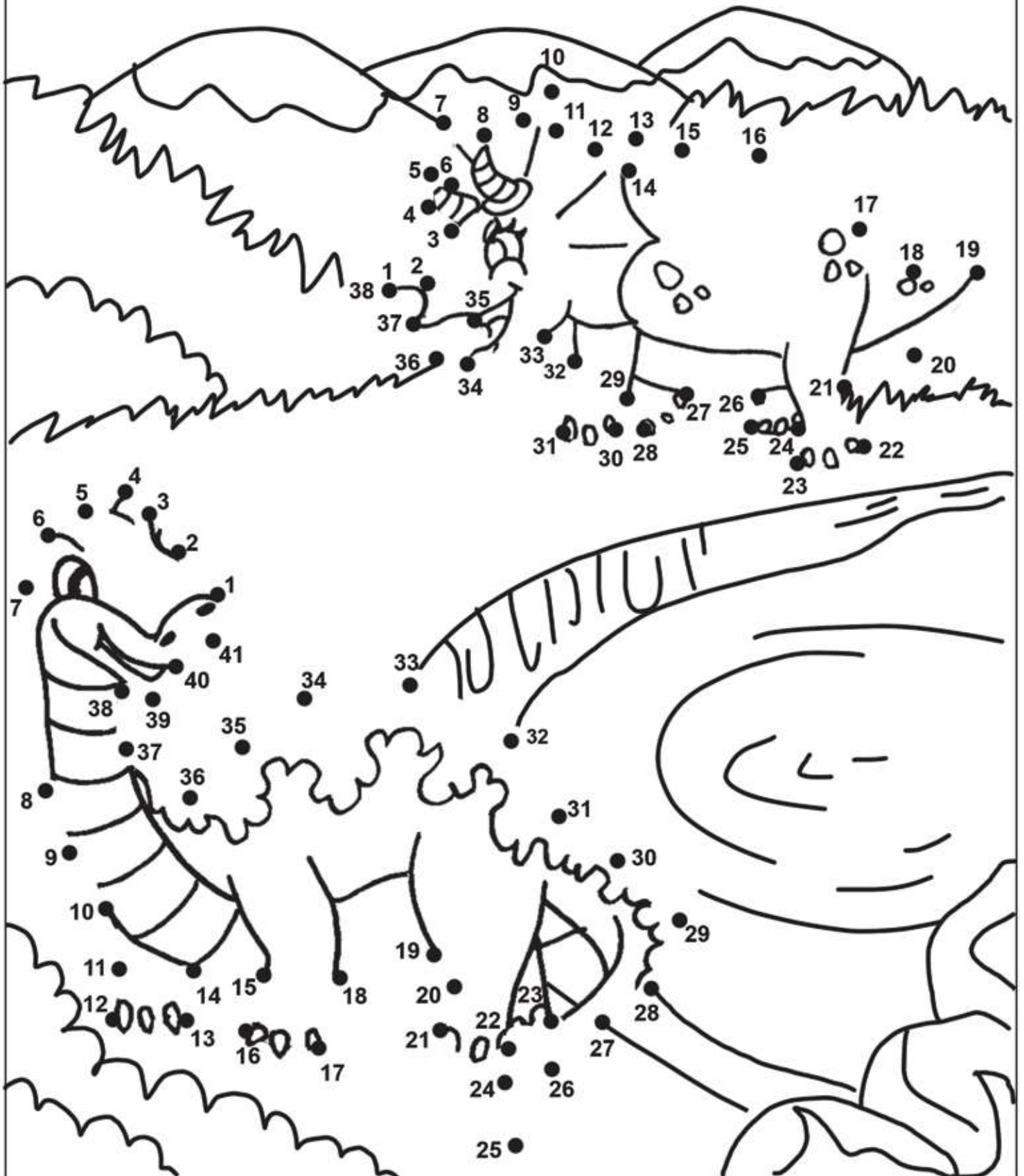
Congratulations on completing level 2!

Parents and caregivers please assist if needed.

Using the words found above the solutions on
page **52** write out the complete sentence below.


DOT-TO-DOT 2

Connect the dots to draw the dinosaurs. Color it in as you like.



LEVEL 3 MAZE 15:

Beau is getting hungry! Help him find some delicious plants in the river valley. What clue word will he find when he gets there?




Nice work! See the word and solution on page 53.

LEVEL 3 MAZE 16:

Tag misses his T-Rex family. Help him find the path to meet them on the other side of the mountain.

What clue word will he find when he gets there?




Nice work! See the word and solution on page 53.

LEVEL 3 MAZE 17

ADULT VERSUS CHILD MAZE CHALLENGE:

Hurry the raptors are coming! Help Tori and her friends find a cave to hide in before the raptors find them.

What clue word will she find when she gets there?




Nice work! See the word and solution on page 53.

PARENT/CAREGIVER - LEVEL 3 MAZE 5

ADULT VERSUS CHILD MAZE CHALLENGE:


Help the ravenous raptors get to Tori and her friends before they reach the cave. What clue word will they find?



Nice work! See the word and solution on page 55.

LEVEL 3 MAZE 18:


Help Parker soar high over the mountain to find his flock of Pteradactyls friends. What clue word will he find when he gets there?



Nice work! See the word and solution on page 53.

LEVEL 3 MAZE 19:

Hunter is hungry! Help her find some delicious plants to eat in the forest. What clue word will she find when she gets there?



Nice work! See the word and solution on page 53.

LEVEL 3 MAZE 20

ADULT VERSUS CHILD MAZE CHALLENGE:

Hurry, the raptors are coming! Help Mackenzie run to the nearest hiding place before the raptors see her.

What clue word will she find when she gets there?




Nice work! See the word and solution on page 53.

PARENT/CAREGIVER - LEVEL 3 MAZE 6

ADULT VERSUS CHILD MAZE CHALLENGE:


Help the ravenous raptors find Mackenzie before she disappears. What clue word will she find?



Nice work! See the word and solution on page 55.

LEVEL 3 MAZE 21:

Ava is finally awake and wants to find her Albertosaurus friends. Help her find them near the mountainside. What clue word will she find when she gets there?



Nice work! See the word and solution on page 53.

Parents and caregivers help write the words from level 3 as a sentence.
What does it say?


Congratulations on completing level 3!

Parents and caregivers please assist if needed.

Using the words found above the solutions on
page **53** write out the complete sentence below.


DOT-TO-DOT 3

Connect the dots to draw the dinosaurs. Color it in as you like.



LEVEL 4 MAZE 22:

Beau is well-rested and looking to have fun with some friends. Lead him to the sounds of music coming from the other side of the mountain. What clue word will he find when he gets there?



Nice work! See the word and solution on page 54.

LEVEL 4 MAZE 23:

Tag feels like dancing! Help him and his family find the perfect spot to start their Mountain side, T-Rex dance party. What clue word will he find when he gets there?




Nice work! See the word and solution on page 54.

LEVEL 4 MAZE 24:

Tori and her triceratops friends hear some loud music coming from the other side of the mountain. Help them find out where it is coming from.


What clue word will they find when they get there?



Nice work! See the word and solution on page 54.

LEVEL 4 MAZE 25:


Parker and his Pterodactyl flock want to party. Help them find their way to Tag's T-Rex dance party. What clue word will they find when they get there?



Nice work! See the word and solution on page 54.

LEVEL 4 MAZE 26:


Hunter is feeling like finding her friends and having some fun. Help her find them on the other side of the mountain at Tag's T-Rex dance party. What clue word will they find when they get there?



Nice work! See the word and solution on page 54.

LEVEL 4 MAZE 27:

Mackenzie is tired of hiding and wants to find her friends.
Lead her to the sounds of dinos dancing on the other side of
the mountain. What clue word will she find when she gets there?




Nice work! See the word and solution on page 54.

LEVEL 4 MAZE 28

ADULT VERSUS CHILD MAZE CHALLENGE:

Hurry the raptors are coming! Help Ava and her friends run to the dance party before the raptors see them.

What clue word will they find when they get there?



Nice work! See the word and solution on page 54.


Parents and caregivers help write the words from level 4 as a sentence.

What does it say?

PARENT/CAREGIVER - LEVEL 4 MAZE 7

ADULT VERSUS CHILD MAZE CHALLENGE:

The raptors are looking to party and promise not to cause any trouble. Help them find the dino dance party before they all leave. What clue word will they find there?



Nice work! See the word and solution on page 55.
Now read the words from levels 1-4 together. Well done!


Congratulations on completing level 4!

Parents and caregivers please assist if needed.

Using the words found above the solutions on
page **54** write out the complete sentence below.

DOT-TO-DOT 4

Connect the dots to draw the dino dance party.
Color it in as you like!



LEVEL 1 SOLUTIONS WITH CLUE WORDS

1. Well



2. done



3. but



4. beware



5. of



6. the



7. raptors



LEVEL 2 SOLUTIONS WITH CLUE WORDS

1. Nice



2. work




3. You




4. are




5. tricking



6. the



7. raptors



LEVEL 3 SOLUTIONS WITH CLUE WORDS

1. The




2. fun



3. is



4. about



5. to



6. get




7. started



LEVEL 4 SOLUTIONS WITH CLUE WORDS

1. Tag's



2. T-rex



3. dance



4. party



5. is



6. super



7. fun




Congratulations!

PARENTS/CAREGIVERS SOLUTIONS WITH CLUE WORDS

1. You've



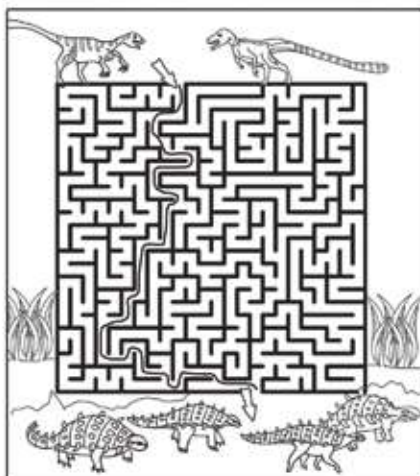
2. upped



3. your



4. parenting



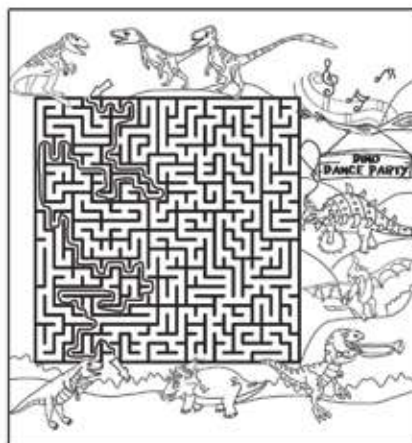
5. game.



6. Now go



7. dance with the dinos!



Congratulations!

Enjoy a Sneak Peek of our newly updated
Scissor Skills Book: Fun with Dinosaurs below.




You can access the complete book as well as other teacher-created activity books & resources at buzzingbeepress.com/scissorskills

Scan code here:




Color it in. Cut it out.




Nice Work!

Color it in. Cut it out.



Nice Work!

Color it in. Cut it out.



Nice Work!

THANK YOU!
PLEASE LEAVE A BRIEF REVIEW.

I hope you enjoyed the activities in the book and were able to find some time to bond as parent/caregiver and child.

It would be awesome if you could provide a quick review or rating on our Etsy store to help us share our book with more families.

To see more books in the series or our other teacher created activity books, please scan the QR code below or visit buzzingbeepress.com



and more...



We look forward to offering many more fun and educational books for you and your family.

Regards,

Buzzing Bee Press.



want to find more books like this?



This edition of this free ebook was
brought to you by -

<https://www.freekidsbooks.org>

Preschool, early grades, picture books, learning to read,
early chapter books, middle grade, young adult

Always Free – Always will be!

Copyright – Legal Notice

This book has a standard copyright. The permission to publish this FKB version has been provided by the author or publisher to <https://www.FreeKidsBooks.org>. The book may not be re-posted online without the author's express permission.