

# SCISSOR SKILLS BOOK


For Kids  
3-5

Fun with Animals



Cutting Practice Workbook

# SCISSOR SKILLS BOOK FOR KIDS



FUN WITH ANIMALS  
CUTTING PRACTICE WORKBOOK

# SCISSOR SKILLS BOOK FOR KIDS

FUN WITH ANIMALS  
CUTTING PRACTICE WORKBOOK

THIS BOOK BELONGS TO:

---

---

---

Copyright © 2022 by Buzzing Bee Press

Contact: [buzzingbeepress@gmail.com](mailto:buzzingbeepress@gmail.com)


All rights reserved. No portion of this book may be reproduced in any form without permission from the publisher, except as permitted by U.S. copyright law.



[www.buzzingbeepress.com](http://www.buzzingbeepress.com)

## YOUR FREE GIFT

As a way of saying thank you for purchasing this book, we are offering a free downloadable scissor skills sampler package, which includes select pictures from each book within our scissor skills series. We hope your little one(s) will enjoy coloring and cutting these as well!



Visit [buzzingbeepress.com/freescissorskills](http://buzzingbeepress.com/freescissorskills) or scan to access the freebie.





# Teacher Tips - for Parents & Caregivers:

## Create a Positive Learning Environment:



Try to find a time and quiet space that works best for you and your little one to focus together, even if for just 15-20 minutes. Keep your phone away if possible to help avoid distractions.

## Promote a Growth Mindset: *All things are difficult before they are easy.* Thomas Fuller

Helping your child adopt a growth mindset will increase their confidence and improve their resilience.

### How can you help?

#### 1. Be Positive and Encouraging:

Young children need a whole lot of encouragement to help develop confidence. Provide positive reinforcement when they have learned something new and avoid unnecessary criticism.

When your child becomes frustrated, remain calm and encourage them to take 3 big breaths before resuming the activity. Let them know that becoming frustrated is a natural part of learning and that you will help them work through it.

Ex: Respond to:

I can't do this!



It is too hard.

with...



Well you haven't done it YET but you are working well so it will come."

#### 2. Model the Growth Mindset Yourself:

Be enthusiastic. Show them how exciting and fun learning can be.

Focus on the learning experience that is taking place, not the result or performance.

Ex:

I haven't finished the maze YET but I will continue to try new routes



I wonder what will happen if I go there?

#### 3. Ask them Questions about their Learning to Help them Reflect and Spark Curiosity.

Ex:

How did you do that?

Why did you choose that?



What if you decided to do this?

Allow these tips to help you develop a closer bond with your little one, while helping develop resilience and the confidence to learn new things.

Have fun!

# SAFETY FIRST:

Parents and caregivers, please help your child learn how to use scissors safely and effectively. Be sure to have them use age-appropriate, blunt point scissors.

## DIRECTIONS:

- Color in the shapes.
- Cut out the page first if you prefer.
- Cut out the shapes.
- Put them up somewhere to see.

Have fun!


Practice cutting along the dotted lines.






Nice Work!

Practice cutting along the dotted lines.




Well done!

Practice cutting along the curved lines.



Nice Work!


Color it in. Cut it out.






Well done!

Color it in. Cut it out.




Nice Work!

Color it in. Cut it out.



Well done!


Color it in. Cut it out.






Nice Work!

Color it in. Cut it out.




Well done!

Color it in. Cut it out.



Nice Work!

Color it in. Cut it out.






Nice Work!

Color it in. Cut it out.




Well done!

Color it in. Cut it out.



Nice Work!


Color it in. Cut it out.





Well done!

Color it in. Cut it out.




Nice Work!

Color it in. Cut it out.




Well done!

Color it in. Cut it out.



Nice Work!

Color it in. Cut it out.






Well done!

Color it in. Cut it out.




Well done!

Color it in. Cut it out.




Nice Work!

Color it in. Cut it out.



Well done!

Color it in. Cut it out.





Nice Work!

Color it in. Cut it out.




Nice Work!

Color it in. Cut it out.



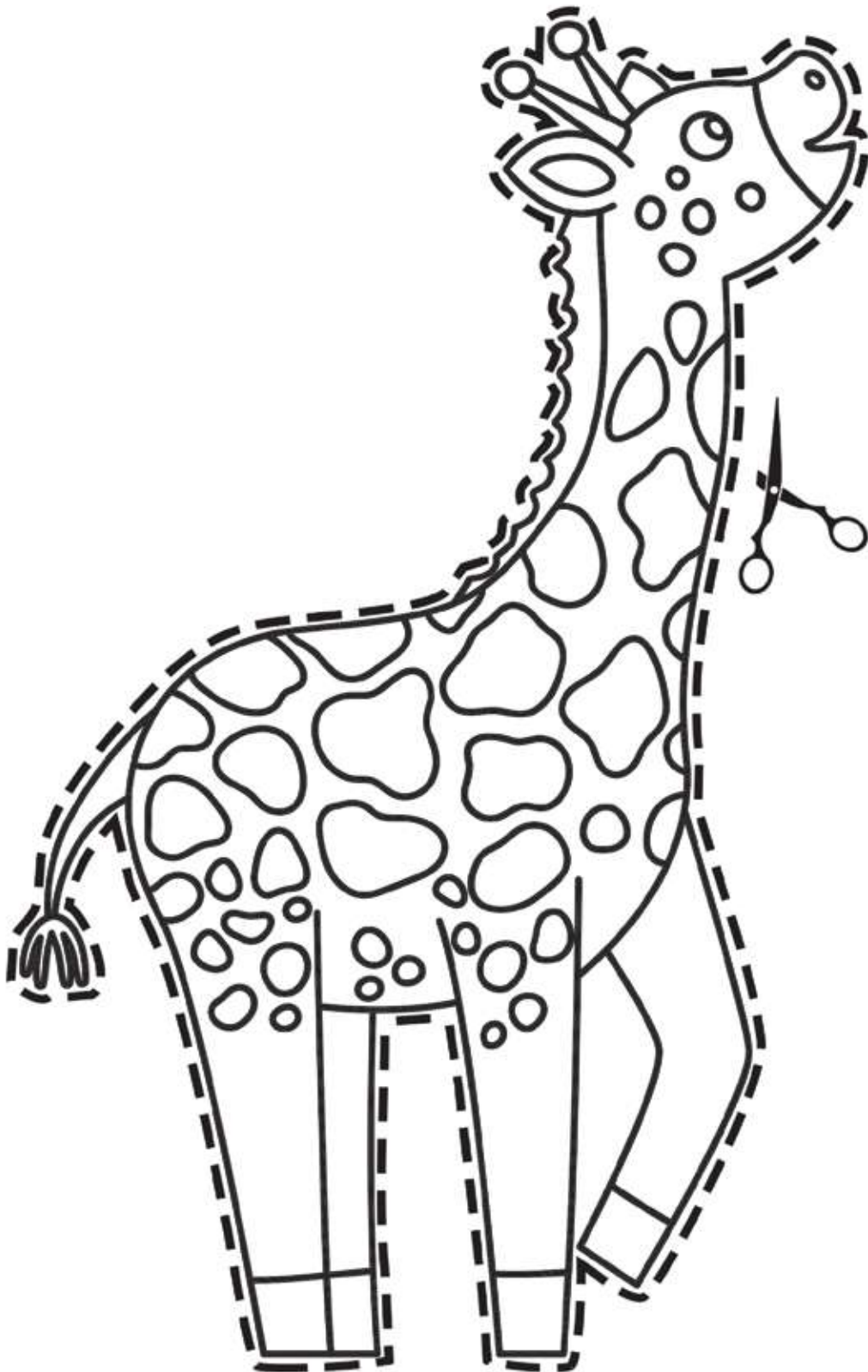
Nice work!!

Color it in. Cut it out.



Well done!!

Color it in. Cut it out.






Nice work!!

Color it in. Cut it out.




Well done!!

Color it in. Cut it out.



Nice work!

Color it in. Cut it out.



Well done!


Color it in. Cut it out.





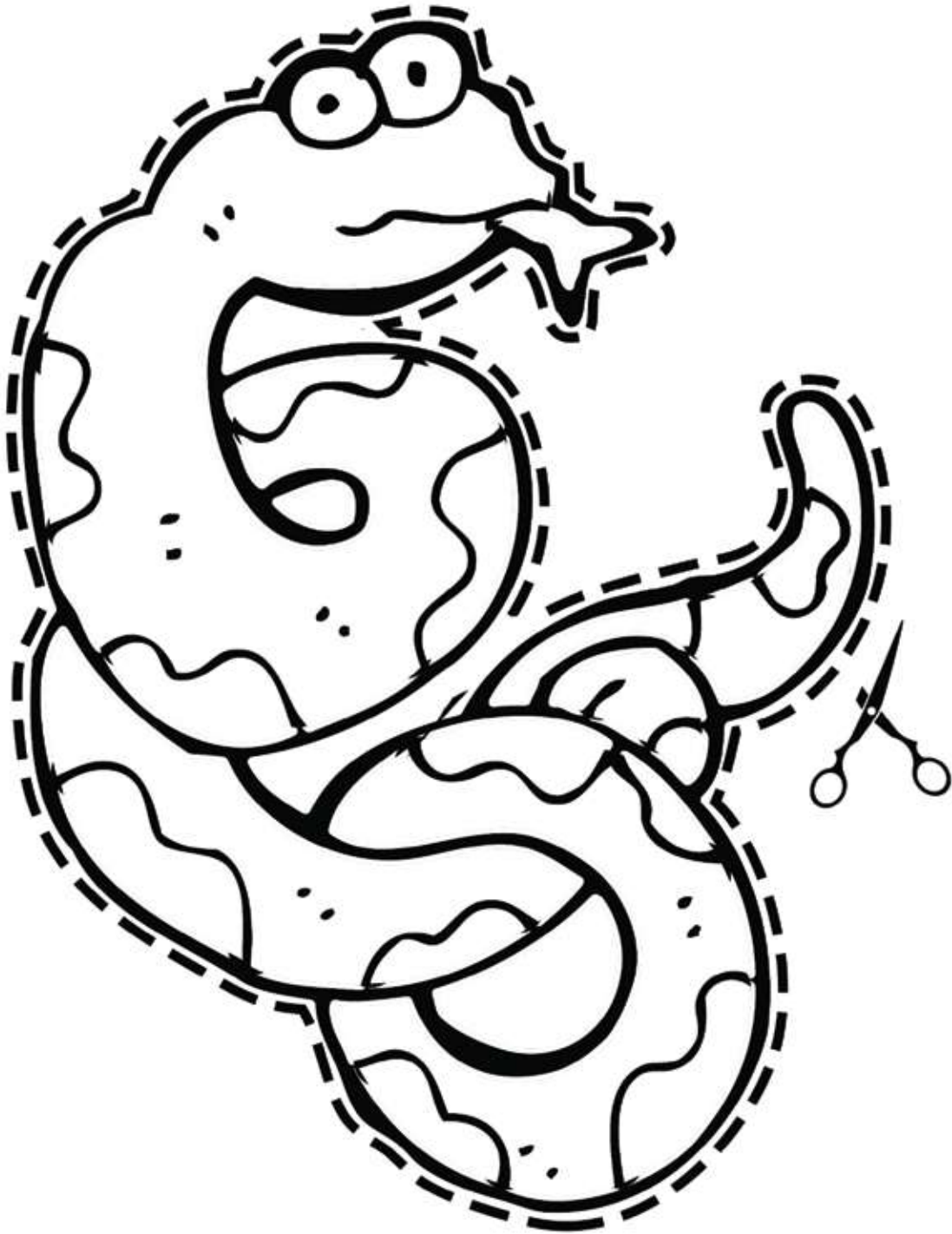
Nice Work!

Color it in. Cut it out.




Well done!

Color it in. Cut it out.



Nice work!

Color it in. Cut it out.



Well done!


Color it in. Cut it out.






Nice work!

Color it in. Cut it out.




Well done!

Color it in. Cut it out.




Nice work!

Color it in. Cut it out.



Well done!

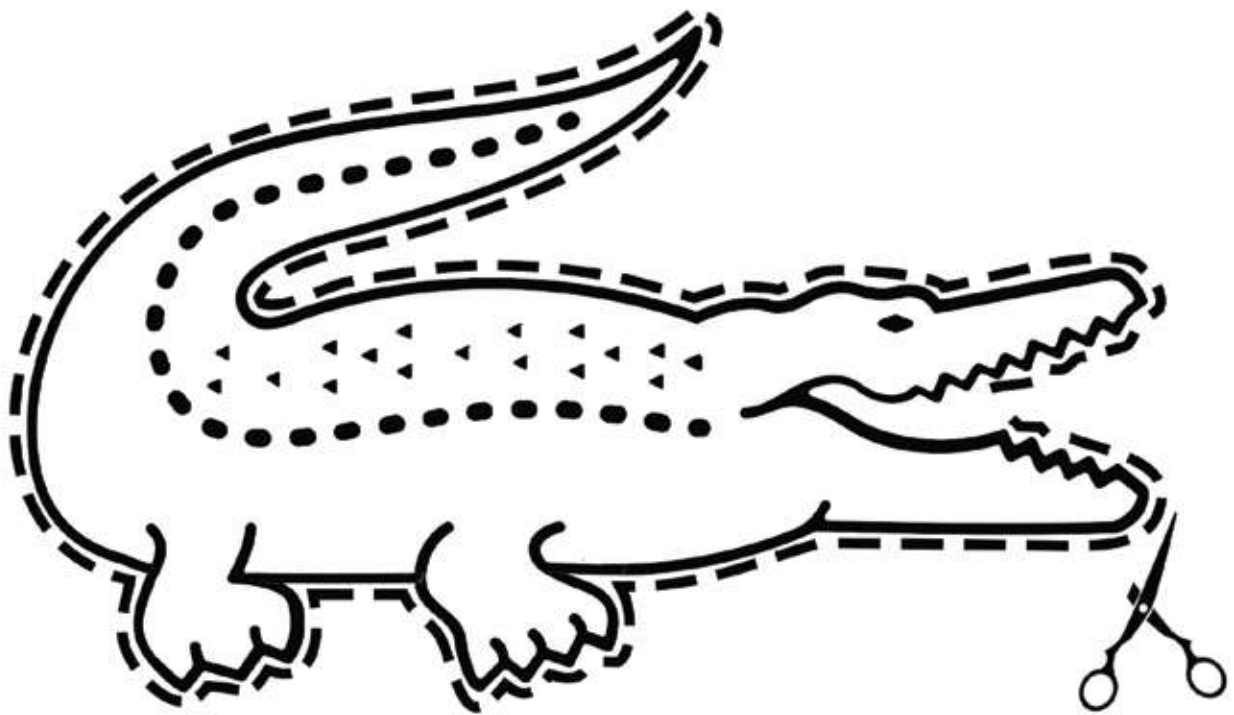
Color it in. Cut it out.






Nice work!

Color it in. Cut it out.




Well done!

Color it in. Cut it out.




Well done!

Color it in. Cut it out.



Nice work!


Color it in. Cut it out.





Well done!

Color it in. Cut it out.




Nice work!

Color it in. Cut it out.




Well done!

Color it in. Cut it out.



Nice work!

Color it in. Cut it out.





Well done!

**THANK YOU!**  
**PLEASE LEAVE A BRIEF REVIEW.**

I hope you enjoyed the activities in the book. It would be awesome if you could provide a quick review or rating on our Etsy store to help us share our book with more families.

To see more books in the series or our other teacher created activity books, please scan the QR code below or visit **[buzzingbeepress.com](https://buzzingbeepress.com)**



We look forward to offering many more fun and educational books for you and your family.

Regards,

Buzzing Bee Press.



want to find more books like this?



This edition of this free ebook was  
brought to you by -

**<https://www.freekidsbooks.org>**

Preschool, early grades, picture books, learning to read,  
early chapter books, middle grade, young adult

***Always Free – Always will be!***

**Copyright – Legal Notice**

This book has a standard copyright. The permission to publish this FKB version has been provided by the author or publisher to <https://www.FreeKidsBooks.org>. The book may not be re-posted online without the author's express permission.