

How To




# Proofread for Punctuation



# Period

**A period is used at the end of a statement.**

Example: Today I learned how to use a period in a sentence.

Stop it.





# Exclamation Point


**An exclamation point is used to show excitement or emphasis at the end of a sentence.**

Example: I can't believe how great my singing is today!

# Question Mark

**A question mark is used at the end of a question.**

Example: Can you help me carry in this box?





Give me a  
break.

# Comma


**A comma is used to separate phrases or items in a list.**

Example: I need to buy an apple, an orange, and a banana.


# Semicolon

**A semicolon is used to join two independent clauses that are closely related.**

Example: Melissa went to the library to study; it was the only place quiet enough for her to focus.



Let's join!





Let's pause.



# Ellipsis


**An ellipsis is used to indicate a pause or trailing off of a thought.**

Example: Weeks later... I finally found my missing shoe.

# Quotation Marks

Quotation marks are used to mark the beginning and end of a quote or to show speech used in a sentence.

Example: "I'm excited to go to the zoo this weekend," exclaimed Molly.







# Apostrophe


**An apostrophe is used to show possession.**

Example: Jonah's new box of markers had fifty different colors.

# Colon

**A colon is used to introduce groups of words in a series or introduce a quote.**

Example: Frank was going to buy three things: a lamp, a couch, and a book.



Want to find more books like this?



This edition of this free ebook was  
brought to you by -

<https://www.freekidsbooks.org>

Preschool, early grades, picture books, learning to read,  
early chapter books, middle grade, young adult

**Always Free – Always will be!**

**Copyright – Legal Notice**

This book has a standard copyright. The permission to publish this FKB version has been provided by the author or publisher to <https://www.FreeKidsBooks.org>. The book may not be re-posted online without the author's express permission. If you need more information or contacts for the author please contact us at the email provided on <https://www.freekidsbooks/about>